




Club Health Assessment for District 103 N through April 2025

			Status	Membership							Reports					Finance		LCIF
Club Number	Club Name	Charter Date		Current Member Count	YTD Members Added	YTD Members Dropped	YTD Net Growth	YTD Net Growth%	Member Count 12 Months Ago	Avg. length of service for dropped members	Months Since Last MMR ***	Yrs. Since Last Officer Report	President Rotation	Vice President Reported ****	Months Since Last Activity Report ***	Account Balance	Donations for current Fiscal Year	
			Number of times on status quo within last two years	If below 15 members appears			If net loss is greater than 20% appears			If no report in 3 months appears in			When more than one year appears in	Number of repeat terms	Notes the officers that do not have an active	If no report at 12 months appears in red		
Clubs less than two years old																		
157447	Dunkerque Texel	02/27/2024	Active	18	0	2	-2	-10.00%	20	5	0		2	M,VP,SC	N/A			
157233	Saint Omer Pays Audomarois	02/21/2024	Active(1)	17	2	2	0	0.00%	24	1	0		2	N	N/R			
178741	Seclin	10/07/2024	Active	20	23	3	20	100.00%	0	0	0			N	M,SC	N/A		
157721	Verneuil Pays D Halatte	03/12/2024	Active	22	5	3	2	10.00%	22	5	0		2	R	10			
Clubs more than two years old																		
18924	ABBEVILLE SOMME Exc Award (06/30/2016)	11/08/1956	Active	11	0	0	0	0.00%	11		3			N	N/A			
18925	AIRE SUR LA LYS	01/12/1967	Active	32	0	0	0	0.00%	32		2			N	SC	13	\$1,041.28	
104274	AIX NOULETTE EN ARTOIS	01/08/2009	Active	15	2	0	2	15.38%	13		0			N	SC	13		
18926	ALBERT ET LE PAYS DU COQUELICOT Exc Award (06/30/2024)	01/08/1959	Active	21	1	1	0	0.00%	19	1	0			N	SC	13	\$1,261.91	
18984	ALLIANCE ROUBAIX TOURCOING	06/10/1968	Active	25	0	2	-2	-7.41%	27	21	0			N	5			
18927	AMIENS DOYEN	04/24/1956	Active	43	3	3	0	0.00%	42	32	0			N	24+	\$2,092.87		
151359	Amiens Jules Verne	06/20/2022	Active	14	4	0	4	40.00%	19		1			N	N/A			
119235	AMIENS SAMARA Exc Award (06/30/2016)	04/25/2013	Active	18	0	0	0	0.00%	18		0			N	5	\$525.79		
60844	AMIENS SOMME	06/05/1998	Active	25	0	1	-1	-3.85%	27	1	1			N	24+			
33146	AMIENS VAL DE SELLE	12/27/1976	Active	21	0	1	-1	-4.55%	22	7	0		2	R	SC	24+		
18929	ARMENTIERES	02/04/1963	Active	31	0	2	-2	-6.06%	33	12	0			N	5			
18928	ARRAS ARTOIS	07/29/1955	Active	27	2	0	2	8.00%	27		0			N	SC	12	\$1,051.59	
34210	ARRAS BEFFROI Exc Award (06/30/2023)	06/27/1977	Active	33	2	3	-1	-2.94%	32	19	0			R	10	\$2,123.18		
149934	Arras Pole Sup Baudimont	06/23/2022	Active	5	1	0	1	25.00%	5		0			T,M,VP,SC	N/A			
45592	AUCHEL LYS D'ARTOIS	12/16/1985	Active	7	1	0	1	16.67%	6		0			IP	19			
18931	BAPAUME PAS DE CALAIS	10/20/1956	Active	11	0	2	-2	-15.38%	13	26	0			N	T,VP,SC	N/A		




Club Health Assessment for District 103 N through April 2025

			Status	Membership							Reports					Finance		LCIF
Club Number	Club Name	Charter Date		Current Member Count	YTD Members Added	YTD Members Dropped	YTD Net Growth	YTD Net Growth%	Member Count 12 Months Ago	Avg. length of service for dropped members	Months Since Last MMR ***	Yrs. Since Last Officer Report	President Rotation	Vice President Reported ****	Months Since Last Activity Report ***	Account Balance	Donations for current Fiscal Year	
			Number of times on status quo within last two years	If below 15 members appears				If net loss is greater than 20% appears			If no report in 3 months appears in	When more than one year appears in	Number of repeat terms	Notes the officers that do not have an active	If no report at 12 months appears in red			
50713	BEAUVAIS ANGADREME Exc Award (06/30/2017)	06/22/1990	Active	8	0	1	-1	-11.11%	9	3	0			N	24+		\$520.64	
18933	BEAUVAIS CATHEDRALE	05/09/1957	Active	29	1	1	0	0.00%	29	3	0			N	24+			
150924	Beauvais Helen Keller	06/01/2022	Active	16	3	2	1	6.67%	16	2	0		2	R	T	N/R	\$210.32	
48612	BEAUVAIS JEANNE HACHETTE	05/23/1988	Active	11	0	2	-2	-15.38%	12	20	0			N	5		\$210.32	
18932	BERCK LE TOUQUET COTE D'OPALE	04/28/1957	Active	32	4	2	2	6.67%	30	4	0			N		N/R	\$3,631.44	
18934	BETHUNE BEFFROI	11/29/1956	Active	12	0	1	-1	-7.69%	13	1	0		2	R	SC	24+		
18935	BETHUNE SULLY	04/08/1970	Active	17	2	2	0	0.00%	17	37	0		2	R	SC	1		
46050	BONDUES Exc Award (06/30/2017)	04/30/1986	Active	14	2	2	0	0.00%	14	28	0			N	SC	22		
149809	Boulogne Nausicaa Plage	02/10/2022	Active	14	2	6	-4	-22.22%	17	4	0				VP,SC	7		
18936	BOULOGNE SUR MER	05/18/1955	Active	22	0	0	0	0.00%	22		0			N		N/A	\$20.00	
36904	BOULOGNE VAL DE LIANE	04/16/1979	Active	23	1	1	0	0.00%	23	6	0			N	SC	10		
95602	BRUAY LA BUISSIERE	02/27/2006	Active	12	1	0	1	9.09%	11		0		3	R	SC	12		
146412	Bully Grand Conde	05/28/2021	Active	23	5	1	4	21.05%	23	3	0			N	S,SC	10		
36137	CALAIS DUC DE GUISE Exc Award (06/30/2016)	10/31/1978	Active	27	3	0	3	12.50%	24		0			N	SC	24+		
133783	Calais Notre Dame	03/12/2018	Active	15	1	2	-1	-6.25%	16	4	0			N		18	\$1,080.32	
18937	CALAIS, PAYS D'OPALE	02/09/1956	Active	17	3	1	2	13.33%	15	5	0				S,VP	24+	\$104.13	
18938	CAMBRAI LOUIS BLERIOT Exc Award (06/30/2023)	07/07/1956	Active	25	0	0	0	0.00%	25		0			N		10	\$1,561.92	
53129	CAMBRAI PAIX DES DAMES Exc Award (06/30/2016, 06/30/2017, 06/30/20)	05/20/1992	Active	34	3	0	3	9.68%	31		0			N		6	\$1,048.23	
18939	CARVIN PAS DE CALAIS	04/26/1956	Active	23	1	5	-4	-14.81%	27	28	0				VP,SC	N/A		
33273	CHANTILLY CONNETABLE Exc Award (06/30/2016)	01/31/1977	Active	21	4	5	-1	-4.55%	24	25	0		2	R		4	\$1,051.59	



Club Health Assessment for District 103 N through April 2025

			Status	Membership							Reports					Finance		LCIF
Club Number	Club Name	Charter Date		Current Member Count	YTD Members Added	YTD Members Dropped	YTD Net Growth	YTD Net Growth%	Member Count 12 Months Ago	Avg. length of service for dropped members	Months Since Last MMR ***	Yrs. Since Last Officer Report	President Rotation	Vice President Reported ****	Months Since Last Activity Report ***	Account Balance	Donations for current Fiscal Year	
			Number of times on status quo within last two years	If below 15 members appears				If net loss is greater than 20% appears			If no report in 3 months appears in	When more than one year appears in	Number of repeat terms		Notes the officers that do not have an active	If no report at 12 months appears in red		
18940	CHAUNY LA FERE	12/20/1960	Active	20	1	1	0	0.00%	24	1	0		2	R	4			
18941	CLERMONT EN BEAUVAISIS	06/17/1957	Active	20	0	0	0	0.00%	20		0			N	7		\$1,577.38	
	Exc Award (06/30/2016)																	
18942	COMPIEGNE IMPERIALE	02/20/1957	Active	15	1	2	-1	-6.25%	16	52	0			N	N/R		\$50.00	
57475	COMPIEGNE OISE LA VALLEE	11/06/1995	Active	10	0	1	-1	-9.09%	13	20	0		2		VP	0		
	Exc Award (06/30/2016)																	
34292	COMPIEGNE ROYAL LIEU	06/27/1977	Active	23	1	0	1	4.55%	22		0				VP,SC	24+	\$850.00	
18943	CREPY EN VALOIS	11/22/1968	Active	16	0	0	0	0.00%	16		0			N	SC	1		
18948	DOUAI BEFFROI	01/19/1955	Active	19	1	1	0	0.00%	19	14	0				VP,SC	24+	\$2,092.87	
43241	DOUAI GAYANT	12/12/1983	Active	30	0	1	-1	-3.23%	31	25	0			N	T	N/A		
18945	DOULLENS	03/17/1960	Active	25	2	2	0	0.00%	23	34	1		2	R	P	N/R	\$2,092.87	
41357	DUNKERQUE FORCE 9	05/04/1982	Active	39	4	1	3	8.33%	36	0	0			N	SC	5		
	Exc Award (06/30/2016)																	
18947	DUNKERQUE JEAN BART	04/20/1955	Active	27	1	2	-1	-3.57%	28	38	0				T,M,VP,SC	24+		
	Exc Award (06/30/2016)																	
56392	FRANCE VISION NOEUX LES MINES	01/05/1995	Active	6	5	2	3	100.00%	8	10	0				M,VP,SC	24+		
56776	GOUVIEUX LA NONETTE	04/07/1995	Active	18	3	1	2	12.50%	16	7	0		2	N		10	\$1,567.07	
49001	GRAVELINES ENERGIE	11/02/1988	Active	14	0	3	-3	-17.65%	17	25	0			N	SC	24+	\$1,047.91	
50508	HAM PICARDIE	05/08/1990	Active	3	0	1	-1	-25.00%	4	10	0		4	R	M,SC	24+		
18954	HAZEBROUCK	12/12/1962	Active	25	1	1	0	0.00%	23	50	0			N	SC	11	\$1,041.28	
18956	HESDIN PAS DE CALAIS	04/02/1957	Active	26	0	1	-1	-3.70%	27	19	0			N		N/A		
	Exc Award (06/30/2016)																	
18957	LA BASSEE LES WEPPEES	05/27/1963	Active	14	1	3	-2	-12.50%	16	17	0			IP		9	\$2,164.45	
	Exc Award (06/30/2016)																	
43632	LA MADELEINE	03/23/1984	Active	8	0	3	-3	-27.27%	11	11	0				M,VP,SC	24+	\$1,193.93	
	Exc Award (06/30/2016)																	
18958	LAON	10/13/1957	Active	32	1	1	0	0.00%	32	6	1			N		5	\$2,092.87	



Club Health Assessment for District 103 N through April 2025

			Status	Membership							Reports					Finance		LCIF
Club Number	Club Name	Charter Date		Current Member Count	YTD Members Added	YTD Members Dropped	YTD Net Growth	YTD Net Growth%	Member Count 12 Months Ago	Avg. length of service for dropped members	Months Since Last MMR ***	Yrs. Since Last Officer Report	President Rotation	Vice President Reported ****	Months Since Last Activity Report ***	Account Balance	Donations for current Fiscal Year	
			Number of times on status quo within last two years	If below 15 members appears				If net loss is greater than 20% appears			If no report in 3 months appears in	When more than one year appears in	Number of repeat terms	Notes the officers that do not have an active	If no report at 12 months appears in red			
18960	LE CATEAU CAMBRESIS CAUDRY	04/10/1970	Active	23	0	1	-1	-4.17%	25	19	0			N	N/A		\$836.12	
58282	LE TOUQUET PARIS PLAG	05/17/1996	Active	20	1	1	0	0.00%	16	1	0			N	17		\$312.39	
	Exc Award (06/30/2024)																	
18963	LENS PAS DE CALAIS	01/27/1956	Active	26	1	0	1	4.00%	24		0			N	13			
38171	LIANCOURT-NOGENT SUR OISE	03/10/1980	Active	6	0	0	0	0.00%	6		0			VP,SC	N/A		\$1,356.76	
107491	LILLE CONVERGENCE	02/12/2010	Active	19	1	1	0	0.00%	20	16	0			N	M	N/A		
	Exc Award (06/30/2016)																	
18965	LILLE FAIDHERBE	12/23/1964	Active	24	2	1	1	4.35%	24	2	0			N	N/R		\$1,051.59	
32960	LILLE HAUBOURDIN	11/09/1976	Active	20	1	2	-1	-4.76%	22	36	0			N	M,SC	10	\$221.64	
78564	LILLE LES HAUTS DE LILLE	03/26/2004	Active	17	1	0	1	6.25%	17		1			N	M,SC	24+		
120791	Lille Lyderic	11/22/2013	Active	7	0	1	-1	-12.50%	9	11	0		2		VP,SC	10		
	Exc Award (06/30/2023)																	
51229	LILLE OPERA	01/23/1991	Active	31	0	3	-3	-8.82%	34	18	0				VP	12		
	Exc Award (06/30/2016)																	
18970	LILLE PEVELE MELANTOIS	06/12/1973	Active	27	3	1	2	8.00%	27	36	0			N	17		\$1,041.28	
	Exc Award (06/30/2016, 06/30/2017)																	
18964	LILLE RENAISSANCE	11/12/1953	Active	15	1	0	1	7.14%	14		0				P,VP,SC	24+	\$157.74	
49877	LILLE WATTIGNIES	10/06/1989	Active	29	1	2	-1	-3.33%	30	13	0				M,VP,SC	12	\$560.64	
	Exc Award (06/30/2016, 06/30/2017)																	
45902	MARCQ EN BAROEUL	03/25/1986	Active	41	3	0	3	7.89%	36		0			N	1		\$1,093.34	
60778	MAUBEUGE FLORIANES	05/13/1998	Active	13	1	1	0	0.00%	13	26	0				VP	24+		
18967	MAUBEUGE HAINAUT	04/01/1957	Active	40	4	2	2	5.26%	39	11	0			N	P,M	4	\$2,080.97	
	Exc Award (06/30/2016, 06/30/2018, 06/30/2020)																	
46314	MAUBEUGE VAUBAN	06/18/1986	Active	8	1	1	0	0.00%	8	1	0		2	N	10		\$210.32	
101866	MERS LES BAINS	05/02/2008	Active	13	0	0	0	0.00%	13		0		2	N	SC	5	\$2,408.35	
	Exc Award (06/30/2016)																	
18968	MONTDIDIER DOYEN	06/22/1965	Active	9	1	0	1	12.50%	8		0			N	SC	10		



Club Health Assessment for District 103 N through April 2025

			Status	Membership						Reports					Finance	LCIF	
Club Number	Club Name	Charter Date		Current Member Count	YTD Members Added	YTD Members Dropped	YTD Net Growth	YTD Net Growth%	Member Count 12 Months Ago	Avg. length of service for dropped members	Months Since Last MMR ***	Yrs. Since Last Officer Report	President Rotation	Vice President Reported ****	Months Since Last Activity Report ***	Account Balance	Donations for current Fiscal Year
			Number of times on status quo within last two years	If below 15 members appears				If net loss is greater than 20% appears			If no report in 3 months appears in	When more than one year appears in	Number of repeat terms	Notes the officers that do not have an active	If no report at 12 months appears in red		
43500	MONTREUIL ET SES VALLEES	02/27/1984	Active	21	4	1	3	16.67%	18	4	0			VP	4		
Exc Award (06/30/2016)																	
37592	MOUVAUX LE BOSQUIEL	10/09/1979	Active	13	0	3	-3	-18.75%	14	2	0			VP,SC	5		\$2,111.03
Exc Award (06/30/2016, 06/30/2024)																	
18969	NOYON OISE	01/15/1955	Active	13	1	2	-1	-7.14%	13	8	0			N	11		
129428	Orchies	11/30/2016	Active	29	7	1	6	26.09%	22	0	0			N	N/A		
33347	PERONNE SANTERRE VERMANDOIS	02/03/1977	Active	22	0	0	0	0.00%	22		0			N	SC	N/A	
Exc Award (06/30/2016)																	
18972	ROUBAIX CROIX BARBIEUX	10/27/1966	Active	27	1	0	1	3.85%	26		0			N	5		
44745	SAINT POL EN TERNOIS	03/22/1985	Active	21	1	0	1	5.00%	19		0			N	24+		\$1,084.84
18977	SAINT QUENTIN	07/04/1957	Active	20	1	3	-2	-9.09%	21	25	0			N	SC	N/A	
18953	SAINT-QUENTIN-VALLEE DE L'OISE	03/23/1959	Active	23	3	1	2	9.52%	21	7	0			N	SC	N/A	
18980	SENLIS TROIS FORETS	03/05/1957	Active	28	0	3	-3	-9.68%	29	15	0			N	3		\$4,151.25
18981	SOISSONS AISNE	12/12/1956	Active	26	2	1	1	4.00%	25	1	0			N	N/R		
77699	SOMAIN BEAUREPAIRE	11/24/2003	Active	10	2	3	-1	-9.09%	11	9	0			N	SC	24+	
Exc Award (06/30/2016, 06/30/2024)																	
18976	ST AMAND LES EAUX	01/04/1957	Active	8	0	3	-3	-27.27%	11	20	1			T,M,VP,SC	N/R		
18979	ST OMER	07/17/1956	Active	21	1	1	0	0.00%	23	34	0			N	5		
Exc Award (06/30/2018)																	
32423	VAL DE LYS	06/16/1976	Active	16	1	2	-1	-5.88%	17	23	0			N	SC	7	
Exc Award (06/30/2016)																	
55595	VALENCIENNES CARPEAUX	04/25/1994	Active	24	0	2	-2	-7.69%	25	1	0			N	10		
Exc Award (06/30/2023)																	
18985	VALENCIENNES CENTRE	06/24/1955	Active	15	0	0	0	0.00%	16		0			N	VP	24	
149166	Valenciennes La Rhonelle	02/15/2022	Active	16	3	0	3	23.08%	21		0			VP	10		
37069	VALENCIENNES VAL DE L'ESCAUT	05/11/1979	Active	20	1	0	1	5.26%	21		0			N	SC	10	
Exc Award (06/30/2016)																	



Club Health Assessment for District 103 N through April 2025

			Status	Membership						Reports				Finance	LCIF		
Club Number	Club Name	Charter Date		Current Member Count	YTD Members Added	YTD Members Dropped	YTD Net Growth	YTD Net Growth%	Member Count 12 Months Ago	Avg. length of service for dropped members	Months Since Last MMR ***	Yrs. Since Last Officer Report	President Rotation	Vice President Reported ****	Months Since Last Activity Report ***	Account Balance	Donations for current Fiscal Year
			Number of times on status quo within last two years	If below 15 members appears				If net loss is greater than 20% appears			If no report in 3 months appears in	When more than one year appears in	Number of repeat terms	Notes the officers that do not have an active	If no report at 12 months appears in red		
48109	VALENCIENNES VAL DES CYGNES Exc Award (06/30/2016)	02/08/1988	Active	12	4	0	4	50.00%	11		0			N SC	10		
18987	VERVINS	03/18/1958	Active	15	1	0	1	7.14%	15		0			N M,SC	N/R		
18989	VILLERS COTTERETS	06/08/1971	Active	20	5	3	2	11.11%	18	37	0			VP,SC	24+		
18988	VIMY CINQUANTENAIRE	03/19/1969	Active	17	0	2	-2	-10.53%	19	5	0			R T,M	N/A		
47149	WASQUEHAL	04/07/1987	Active	16	2	1	1	6.67%	15	27	0			VP,SC	5		\$1,367.36

Clubs Cancelled Previous Fiscal Year – Clubs Cancelled within last 12 months may be reinstated

Club Number	Club Name	Charter Date	Current Status*	Cancellation Date
18983	TOURCOING CENTRE	09/30/1953	Cancelled(6*)	07/29/2023
47355	TOURCOING SEPTENTRION	05/26/1987	Cancelled(6*)	01/29/2024

Current Total Clubs Count	YTD New Clubs Count	YTD Cancelled Clubs Count	YTD Net Club Gain	Current Total Members Count	YTD Add	YTD Drop	YTD Net Growth	YTD Net Growth %	Member Count 12 Months Ago	Average Member Count Per Club	% of Clubs with less than 20 members	% No MMR in 3 Months	% No Officer Report in 12 Months	% of Clubs with balance 90+ days	Number of Clubs in Status Quo	% Status Quo Clubs in Financial Suspension	Number of Cancelled Clubs	Average Cancelled Club Age	Members Lost Due to Cancellation	% of Clubs Cancelled for Non-Financial Reasons
103	1	0	1	2,042	166	135	31	1.54%	2,050	20	48%	1%	0%	0%	0	0%	0	0	0	0%

* - P - Priority Club. Cancellation Reasons: 1-Objectives/conduct, 2-Non-active club, 5-Non-existing club, 6-Disbanding, 7-Merger, 8-Financial Suspension, 9-District/Multiple District Dues.

** - Abbreviation: P-President, S-Secretary, T-Treasurer, M-Member Chairperson, VP-First Vice President, MC-Communications Chairperson, SC-Service Chairperson

*** - Abbreviation: N/R - Never reported using the Lions Clubs website, N/A - Not applicable, No password registered for the Lions Clubs website.

**** - Abbreviation: N - New, IP - Immediate Past, R - Repeat.



Club Health Assessment for District 103NIE through April 2025

			Status	Membership							Reports					Finance	LCIF	
Club Number	Club Name	Charter Date		Current Member Count	YTD Members Added	YTD Members Dropped	YTD Net Growth	YTD Net Growth%	Member Count 12 Months Ago	Avg. length of service for dropped members	Months Since Last MMR ***	Yrs. Since Last Officer Report	President Rotation	Vice President Reported ****	Months Since Last Activity Report ***	Account Balance	Donations for current Fiscal Year	
			Number of times on status quo within last two years	If below 15 members appears					If net loss is greater than 20% appears			If no report in 3 months appears in	When more than one year appears in	Number of repeat terms	Notes the officers that do not have an active	If no report at 12 months appears in red		
Clubs less than two years old																		
156541	Deauville Côte Fleurie	11/13/2023	Active	28	2	2	0	0.00%	27	2	0		2	N	0			
154204	Le Havre En Scene	05/11/2023	Active	24	1	2	-1	-4.00%	28	2	0			N	SC	12	\$156.07	
156818	Le Mesnil Esnard Rollon	02/13/2024	Active(1)	20	3	4	-1	-4.76%	21	1	0		2		VP	N/A	\$105.16	
154401	Saint Hilaire du Harcouet	06/06/2023	Active	23	7	2	5	27.78%	20	1	0				T,M,VP,SC	N/A		
Clubs more than two years old																		
19352	ALENCON CITE	12/07/1956	Active	34	2	1	1	3.03%	33	9	0			N	10			
Exc Award (06/30/2016, 06/30/2024)																		
56178	ALENCON LE POINT DES DUCS	10/25/1994	Active	19	6	3	3	18.75%	19	19	0				VP,SC	24+	\$540.16	
Exc Award (06/30/2016)																		
19355	ARGENTAN	06/08/1965	Active	27	0	1	-1	-3.57%	28	28	0			N	N/R		\$1,046.43	
Exc Award (06/30/2018)																		
18930	AUMALE BLANGY	01/22/1964	Active	17	1	0	1	6.25%	17		0			N	12			
19356	AVRANCHES-MONT SAINT MICHEL	12/21/1955	Active	33	1	0	1	3.13%	33		1			N	M	10	\$5,206.42	
Exc Award (06/30/2023)																		
35772	BAGNOLES PAYS D'ANDAIN	06/26/1978	Active	29	1	1	0	0.00%	29	30	0			N	SC	12	\$2,092.87	
LC																		
30442	BAYEUX	03/21/1975	Active	29	1	0	1	3.57%	27		0			N	1		\$542.28	
Exc Award (06/30/2016, 06/30/2023)																		
53728	BREHAL VALLE DE LA SIENNE	10/08/1992	Active	11	1	1	0	0.00%	13	2	0		2	N	M	11		
19360	CABOURG	10/09/1955	Active	33	3	0	3	10.00%	28		0			N	10		\$2,340.94	
Exc Award (06/30/2017, 06/30/2024)																		
49973	CAEN COTE DE NACRE	11/20/1989	Active	20	1	1	0	0.00%	20	6	0			N	12			
Exc Award (06/30/2023)																		
19361	CAEN DOYEN	11/05/1954	Active	15	0	0	0	0.00%	15		0			N	0			
140773	Caen Normandie Culture et Passions	01/24/2020	Active	12	1	4	-3	-20.00%	17	13	0		2	N	T,SC	6	\$210.32	
48207	CAEN REINE MATHILDE	03/07/1988	Active	12	2	1	1	9.09%	11	31	0			N	4			



Club Health Assessment for District 103NIE through April 2025

			Status	Membership							Reports					Finance		LCIF
Club Number	Club Name	Charter Date		Current Member Count	YTD Members Added	YTD Members Dropped	YTD Net Growth	YTD Net Growth%	Member Count 12 Months Ago	Avg. length of service for dropped members	Months Since Last MMR ***	Yrs. Since Last Officer Report	President Rotation	Vice President Reported ****	Months Since Last Activity Report ***	Account Balance	Donations for current Fiscal Year	
			Number of times on status quo within last two years	If below 15 members appears				If net loss is greater than 20% appears			If no report in 3 months appears in	When more than one year appears in	Number of repeat terms	Notes the officers that do not have an active	If no report at 12 months appears in red			
Exc Award (06/30/2023)																		
19362	CAEN VIKING	10/10/1972	Active	26	2	4	-2	-7.14%	27	27	1			N	0			
Exc Award (06/30/2021)																		
65154	CHERBOURG CHANTEREYNE	03/13/2002	Active	33	2	1	1	3.13%	31	0	0			N	SC	3	\$2,293.90	
Exc Award (06/30/2017)																		
19364	CHERBOURG CITE MARITIME	03/15/1955	Active	20	0	0	0	0.00%	19		0			N	SC	12	\$846.01	
19366	COUTANCES	02/16/1971	Active	14	2	1	1	7.69%	14	2	0			R	T,VP,SC	2	\$1,041.28	
19409	DEAUVILLE TROUVILLE DOYEN	09/29/1955	Active	28	1	4	-3	-9.68%	31	3	1			N		1		
Exc Award (06/30/2017)																		
18944	DIEPPE DOYEN	01/11/1956	Active	33	6	1	5	17.86%	28	34	0		2	N		10	\$3,134.64	
45903	DIEPPE VERRAZANE	03/14/1986	Active	25	0	4	-4	-13.79%	30	14	0				VP,SC	1	\$40.00	
49878	DOMFRONT PAYS DU DOMFRONTAIS	10/06/1989	Active	21	0	0	0	0.00%	21		0			N	SC	N/A	\$100.00	
18946	DUCLAIR LES ABBAYES	05/12/1966	Active	25	0	2	-2	-7.41%	27	15	0			N		12	\$4,275.32	
18949	ELBEUF	12/01/1960	Active	40	1	1	0	0.00%	41	51	0			N	P	24+	\$3,289.24	
Exc Award (06/30/2023)																		
18950	EU	05/11/1959	Active	21	1	1	0	0.00%	21	4	0			N		10	\$1,041.28	
19369	EVREUX DOYEN	05/17/1957	Active	26	1	0	1	4.00%	29		0			IP		12	\$1,000.00	
45904	EVREUX LES CENTS PONTS	03/14/1986	Active	22	1	0	1	4.76%	21		0			N	T	10		
56095	EVREUX PRE MARGOT	09/20/1994	Active	10	0	2	-2	-16.67%	13	20	0			N	S,SC	16		
138320	Evreux Voie Nouvelle	05/20/2019	Active	18	2	0	2	12.50%	16		0			N		1	\$1,068.07	
31357	FALAISE	11/03/1975	Active	28	0	0	0	0.00%	27		0			N	SC	N/R	\$1,577.38	
Exc Award (06/30/2021)																		
18951	FECAMP	11/09/1960	Active	12	0	1	-1	-7.69%	13	37	0			N	S,SC	24+		
19371	FLERS	09/05/1968	Active	27	2	4	-2	-6.90%	29	21	0			N	SC	10	\$416.19	
63033	FORGES NEUFCHATEL GOURNAY	04/03/2000	Active	4	0	1	-1	-20.00%	5	24	1		3		S,M,VP,SC	N/R		



Club Health Assessment for District 103NIE through April 2025

			Status	Membership							Reports					Finance		LCIF
Club Number	Club Name	Charter Date		Current Member Count	YTD Members Added	YTD Members Dropped	YTD Net Growth	YTD Net Growth%	Member Count 12 Months Ago	Avg. length of service for dropped members	Months Since Last MMR ***	Yrs. Since Last Officer Report	President Rotation	Vice President Reported ****	Months Since Last Activity Report ***	Account Balance	Donations for current Fiscal Year	
			Number of times on status quo within last two years	If below 15 members appears					If net loss is greater than 20% appears			If no report in 3 months appears in	When more than one year appears in	Number of repeat terms	Notes the officers that do not have an active	If no report at 12 months appears in red		
63536	GISORS CITADELLE	08/28/2000	Active	8	0	0	0	0.00%	9		1		2	R M,SC	14			
19373	GISORS-LES TEMPLIERS	07/23/1965	Active	17	2	2	0	0.00%	17	5	0		2	R SC	10		\$542.28	
Exc Award (06/30/2017, 06/30/2019)																		
19374	GRANVILLE ILES CHAUSEY	02/05/1958	Active	30	2	1	1	3.45%	29	8	0			N	10		\$542.28	
105338	HONFLEUR	04/23/2009	Active	10	0	1	-1	-9.09%	11	3	0			VP	4		\$479.81	
19375	ISIGNY CARENTAN	04/23/1956	Active	23	0	1	-1	-4.17%	24	5	0			N	0		\$4,121.46	
18959	LA VALLEE D OR	03/19/1963	Active	21	1	3	-2	-8.70%	23	9	0			N	11		\$1,051.59	
19378	L'AIGLE-VALLEE DE LA RISLE	04/25/1967	Active	19	0	1	-1	-5.00%	21	1	0			N SC	10		\$1,051.58	
18961	LE HAVRE DOYEN	12/07/1956	Active	32	1	0	1	3.23%	31		0			N	11			
30602	LE HAVRE EXPANSION	04/18/1975	Active	9	0	0	0	0.00%	10		0		4	N M,SC	24+		\$325.37	
Exc Award (06/30/2021)																		
51946	LE HAVRE GRAND LARGE	08/05/1991	Active	17	0	0	0	0.00%	18		0		2	N	10		\$1,064.72	
Exc Award (06/30/2018, 06/30/2024)																		
18962	LE HAVRE PORTE OCEANE	01/25/1971	Active	16	0	1	-1	-5.88%	20	1	0			N SC	24+			
127099	Le Havre Salamandre	03/21/2016	Active	21	2	2	0	0.00%	21	2	0			N	3			
19384	LES ANDELYS	05/20/1969	Active	10	0	2	-2	-16.67%	13	2	0			N	1			
19385	LISIEUX	10/08/1955	Active	20	1	1	0	0.00%	20	9	0			N	5			
Exc Award (06/30/2016)																		
19387	LOUVIERS-LE NEUBOURG L C	02/07/1962	Active	15	1	3	-2	-11.76%	16	26	0			N	16		\$1,000.00	
54297	MONT SAINT AIGNAN BL DE CASTIL	03/30/1993	Active	12	0	1	-1	-7.69%	14	13	0			N	10		\$210.32	
19391	MORTAGNE PERCHE L C	06/19/1972	Active	19	0	1	-1	-5.00%	21	5	0			N	13			
19394	PACY SUR EURE	02/08/1972	Active	21	5	1	4	23.53%	18	1	0		2	M,VP	14		\$520.24	
129331	Pacy Vallee De LEure	10/31/2016	Active	28	5	3	2	7.69%	28	5	0			N	16		\$520.24	
Exc Award (06/30/2021)																		
36138	PONT-AUDEMER	10/09/1978	Active	12	0	0	0	0.00%	13		0			VP,SC	N/R			
68649	PONT-L'ÉVÊQUE VAL D'AUGE	04/24/2003	Active	22	0	1	-1	-4.35%	23	14	1			N SC	15			



Club Health Assessment for District 103NIE through April 2025

			Status	Membership							Reports					Finance		LCIF
Club Number	Club Name	Charter Date		Current Member Count	YTD Members Added	YTD Members Dropped	YTD Net Growth	YTD Net Growth%	Member Count 12 Months Ago	Avg. length of service for dropped members	Months Since Last MMR ***	Yrs. Since Last Officer Report	President Rotation	Vice President Reported ****	Months Since Last Activity Report ***	Account Balance	Donations for current Fiscal Year	
			Number of times on status quo within last two years	If below 15 members appears				If net loss is greater than 20% appears			If no report in 3 months appears in	When more than one year appears in	Number of repeat terms		Notes the officers that do not have an active	If no report at 12 months appears in red		
49002	ROUEN COEUR DE LION	11/02/1988	Active	14	1	1	0	0.00%	14	7	0		2		VP	10		\$520.24
18973	ROUEN DOYEN DE NORMANDIE VALLEE DE LA	12/04/1951	Active	17	0	1	-1	-5.56%	19	63	0				VP	6		\$1,051.58
18974	ROUEN DRAKKAR	01/24/1972	Active	18	4	0	4	28.57%	14		0		2	N		24+		\$350.00
46732	SAINT ANDRE DE L'EURE	12/11/1986	Active	9	2	0	2	28.57%	7		0				VP	8		\$420.64
19404	SAINT LO	12/19/1955	Active	38	1	1	0	0.00%	37	14	0			N		N/A		
63648	SAINTE ADRESSE	10/24/2000	Active	22	0	0	0	0.00%	24		1			N	M,SC	24+		
18978	ST VALERY EN CAUX	02/16/1956	Active	13	1	0	1	8.33%	12		1		3		VP,SC	2		\$418.42
46587	TINCHEBRAY CONDE SUR NOIREAU	10/14/1986	Active	25	0	1	-1	-3.85%	27	10	0			N	SC	24+		\$2,160.64
85026	VALOGNES SAINTE MERE EGLISE	03/14/2005	Active	10	0	0	0	0.00%	10		0			N	SC	24+		\$2,148.39
19412	VERNEUIL SUR AVRE	01/07/1960	Active	12	1	0	1	9.09%	11		0			N	M,SC	24+		
19413	VERNON	03/09/1955	Active	15	0	3	-3	-16.67%	18	18	0				VP	6		\$1,051.59
149644	Villers Sur Mer	01/20/2022	Active	20	4	2	2	11.11%	16	3	0			N	SC	N/A		
19414	VIMOUTIERS	03/25/1970	Active	17	0	1	-1	-5.56%	19	39	0			N		5		\$315.48
	Exc Award (06/30/2023)																	
19415	VIRE	06/18/1965	Active	18	0	1	-1	-5.26%	20	34	0			N	SC	12		\$1,040.49
	Exc Award (06/30/2023)																	
45417	YVETOT TERRE DE CAUX	10/30/1985	Active	20	1	2	-1	-4.76%	21	9	0			N		18		\$1,062.92
	Exc Award (06/30/2021)																	

Clubs Cancelled Previous Fiscal Year – Clubs Cancelled within last 12 months may be reinstated

Club Number	Club Name	Charter Date	Current Status*	Cancellation Date
108092	CAEN LEOPARDS	04/23/2010	Cancelled(6*)	07/29/2023



Club Health Assessment for District 103NIE through April 2025

				Status		Membership							Reports					Finance		LCIF		
Club Number	Club Name	Charter Date							Current Member Count	YTD Members Added	YTD Members Dropped	YTD Net Growth	YTD Net Growth%	Member Count 12 Months Ago	Avg. length of service for dropped members	Months Since Last MMR ***	Yrs. Since Last Officer Report	President Rotation	Vice President Reported ****	Months Since Last Activity Report ***	Account Balance	Donations for current Fiscal Year
				Number of times on status quo within last two years	If below 15 members appears				If net loss is greater than 20% appears				If no report in 3 months appears in				When more than one year appears in	Number of repeat terms	Notes the officers that do not have an active	If no report at 12 months appears in red		
Current Total Clubs Count	YTD New Clubs Count	YTD Cancelled Clubs Count	YTD Net Club Gain	Current Total Members Count	YTD Add	YTD Drop	YTD Net Growth	YTD Net Growth %	Member Count 12 Months Ago	Average Member Count Per Club	% of Clubs with less than 20 members	% No MMR in 3 Months	% No Officer Report in 12 Months	% of Clubs with balance 90+ days	Number of Clubs in Status Quo	% Status Quo Clubs in Financial Suspension	Number of Cancelled Clubs	Average Cancelled Club Age	Members Lost Due to Cancellation	% of Clubs Cancelled for Non-Financial Reasons		
72	0	0	0	1,469	89	88	1	0.07%	1,498	20	46%	0%	0%	0%	0	0%	0	0	0	0%		

* - P - Priority Club. Cancellation Reasons: 1-Objectives/conduct, 2-Non-active club, 5-Non-existing club, 6-Disbanding, 7-Merger, 8-Financial Suspension, 9-District/Multiple District Dues.

** - Abbreviation: P-President, S-Secretary, T-Treasurer, M-Member Chairperson, VP-First Vice President, MC-Communications Chairperson, SC-Service Chairperson

*** - Abbreviation: N/R - Never reported using the Lions Clubs website, N/A - Not applicable, No password registered for the Lions Clubs website.

**** - Abbreviation: N - New, IP - Immediate Past, R - Repeat.



Club Health Assessment for District 103 E through April 2025

			Status	Membership							Reports					Finance		LCIF
Club Number	Club Name	Charter Date		Current Member Count	YTD Members Added	YTD Members Dropped	YTD Net Growth	YTD Net Growth%	Member Count 12 Months Ago	Avg. length of service for dropped members	Months Since Last MMR ***	Yrs. Since Last Officer Report	President Rotation	Vice President Reported ****	Months Since Last Activity Report ***	Account Balance	Donations for current Fiscal Year	
			Number of times on status quo within last two years	If below 15 members appears					If net loss is greater than 20% appears			If no report in 3 months appears in	When more than one year appears in	Number of repeat terms	Notes the officers that do not have an active	If no report at 12 months appears in red		
Clubs less than two years old																		
155415	Châlons-en-Champagne (Effervescence)	01/08/2024	Active	19	0	0	0	0.00%	19		0			N	2		\$210.32	
157360	Dorlisheim Bugatti	06/06/2024	Active	23	2	4	-2	-8.00%	0	1	0		2	N	3		\$162.05	
158013	Mulhouse Filatures	04/05/2024	Active	18	2	0	2	12.50%	20		0		2	N	10			
180261	Nancy Metropole	01/09/2025	Active	19	21	2	19	100.00%	0	1	0			R	N/R			
154695	Pays de Bitche	06/06/2023	Active	13	0	8	-8	-38.10%	20	2	0			N	SC	1		
Clubs more than two years old																		
48262	ALTKIRCH SUNDGAU	03/15/1988	Active	25	1	2	-1	-3.85%	27	34	0			R	0		\$1,561.93	
34211	BAINS LES BAINS	06/27/1977	Active	6	0	0	0	0.00%	8		0			M,VP,SC	10		\$1,084.57	
18991	BAR LE DUC	02/26/1960	Active	19	1	2	-1	-5.00%	20	2	0		2	VP	15			
18992	BAR SUR AUBE	12/22/1961	Active	14	1	0	1	7.69%	13		0			N	T,SC	3	\$262.90	
29412	BARR	05/31/1974	Active	28	2	1	1	3.70%	26	9	0			N	VP	12	\$1,069.75	
36392	BAR-SUR-SEINE	12/29/1978	Active	17	0	0	0	0.00%	17		2			N	M,SC	10	\$1,041.28	
29504	BENFELD ERSTEIN	06/18/1974	Active	31	3	1	2	6.90%	24	1	1			N	SC	5	\$6,359.46	
18994	BOUZONVILLE	10/14/1963	Active	15	2	0	2	15.38%	13		0			N	SC	3	\$1,561.93	
Exc Award (06/30/2018, 06/30/2023)																		
88571	BRUMATH CHARLES GUSTAVE STOSKOPF	06/08/2005	Active	10	1	1	0	0.00%	10	1	0		2	R	1		\$572.92	
38316	CHALONS ST VINCENT	04/07/1980	Active	38	0	0	0	0.00%	36		0			N	5		\$2,473.66	
52047	CHALONS SUR MARNE CHALONS VINE	10/02/1991	Active	17	2	2	0	0.00%	17	5	0		2	R	6		\$638.83	
18996	CHARLEVILLE MEZIERES	03/16/1961	Active	17	0	1	-1	-5.56%	19	9	0			N	T	16	\$542.28	
Exc Award (06/30/2023)																		
43633	CHARLEVILLE RIMBAUD	03/23/1984	Active	21	1	8	-7	-25.00%	28	15	0			N	0		\$2,645.30	
36067	CHARLEVILLE VAL DE MEUSE	09/29/1978	Active	27	0	0	0	0.00%	28		0			N	10		\$3,637.34	
Exc Award (06/30/2018, 06/30/2023, 06/30/2024)																		
18997	CHARMES	10/06/1967	Active	6	1	6	-5	-45.45%	11	15	0		3		VP,SC	N/R		




Club Health Assessment for District 103 E through April 2025

			Status	Membership							Reports					Finance		LCIF
Club Number	Club Name	Charter Date		Current Member Count	YTD Members Added	YTD Members Dropped	YTD Net Growth	YTD Net Growth%	Member Count 12 Months Ago	Avg. length of service for dropped members	Months Since Last MMR ***	Yrs. Since Last Officer Report	President Rotation	Vice President Reported ****	Months Since Last Activity Report ***	Account Balance	Donations for current Fiscal Year	
			Number of times on status quo within last two years	If below 15 members appears				If net loss is greater than 20% appears			If no report in 3 months appears in	When more than one year appears in	Number of repeat terms	Notes the officers that do not have an active	If no report at 12 months appears in red			
110146	CHATEAU THIERRY CITE DES FABLES	01/20/2011	Active	17	1	0	1	6.25%	16		0			N SC	6		\$1,572.23	
19049	CHATEAU THIERRY VALLEE DE LA M Exc Award (06/30/2016)	06/19/1972	Active	20	1	0	1	5.26%	19		0			N T,SC	11		\$3,154.77	
56670	CHATEAU-THIERRY JEANNE DE NAVA	03/16/1995	Active	12	1	0	1	9.09%	11		0		IP	SC	9		\$520.64	
18999	CHAUMONT CHAMPAGNE	02/20/1958	Active	29	2	2	0	0.00%	28	10	0			M,VP,SC	13		\$1,561.93	
46733	CHAUMONT DONJON	12/23/1986	Active	18	0	1	-1	-5.26%	19	33	0		N	SC	14		\$1,041.28	
54548	COLMAR ALLIANCE DECAPOLE	06/01/1993	Active	10	0	0	0	0.00%	10		0		N		2		\$156.73	
19000	COLMAR DOYEN BARTHOLDI	02/10/1958	Active	21	1	0	1	5.00%	21		0		2	N	10			
137289	Colmar Petite Venise	01/29/2019	Active	18	3	1	2	12.50%	16	5	0		2	N M	6			
19010	COLMAR SCHWEITZER	01/15/1970	Active	21	1	0	1	5.00%	20		1		2	R	5			
62120	COMMERCEY-VAL DE MEUSE	06/17/1999	Active	16	0	3	-3	-15.79%	18	4	0		N		12		\$522.44	
42807	CREUTZWALD	06/29/1983	Active	24	8	0	8	50.00%	18		0		N		10		\$1,046.43	
18993	DE BRIEY ET DU JARNISY	02/20/1963	Active	36	5	5	0	0.00%	32	4	0		N		10		\$1,593.87	
127919	Ebersheim Plaine D'Alsace Exc Award (06/30/2018)	06/17/2016	Active	8	3	1	2	33.33%	6	0	0		2	N T	5		\$647.44	
138499	Epernay Coeurs de Champagne	06/06/2019	Active	17	1	0	1	6.25%	16		0		N	VP	2		\$4,128.42	
19001	EPERNAY MARNE Exc Award (06/30/2018, 06/30/2023)	01/14/1957	Active	29	1	1	0	0.00%	29	25	0		N		9		\$5,263.36	
39887	EPERNAY VAL CHAMPAGNE Exc Award (06/30/2024)	05/26/1981	Active	21	2	1	1	5.00%	20	9	0			VP,SC	4		\$313.46	
19002	EPINAL - CITÉ DES IMAGES	10/24/1957	Active	17	0	1	-1	-5.56%	24	10	0		N	M	5		\$902.08	
19003	FORBACH	03/18/1959	Active	23	1	2	-1	-4.17%	24	3	0		N	SC	13			
19005	GERARDMER BRUYERES Exc Award (06/30/2018)	12/15/1970	Active	12	2	1	1	9.09%	11	0	4		N		10			
19004	GIVET	02/04/1964	Active	13	1	2	-1	-7.14%	14	2	0		N	SC	0		\$525.79	



Club Health Assessment for District 103 E through April 2025

			Status	Membership						Reports					Finance	LCIF	
Club Number	Club Name	Charter Date		Current Member Count	YTD Members Added	YTD Members Dropped	YTD Net Growth	YTD Net Growth%	Member Count 12 Months Ago	Avg. length of service for dropped members	Months Since Last MMR ***	Yrs. Since Last Officer Report	President Rotation	Vice President Reported ****	Months Since Last Activity Report ***	Account Balance	Donations for current Fiscal Year
			Number of times on status quo within last two years	If below 15 members appears				If net loss is greater than 20% appears			If no report in 3 months appears in	When more than one year appears in	Number of repeat terms	Notes the officers that do not have an active	If no report at 12 months appears in red		
19006	GUEBWILLER	10/07/1967	Active	32	2	0	2	6.67%	31		0			N	4		\$1,271.18
	Exc Award (06/30/2018, 06/30/2022, 06/30/2024)																
19007	HAGUENAU	06/18/1968	Active	28	3	2	1	3.70%	28	16	0			M,VP,SC	6		\$313.81
40527	ILLKIRCH DOYEN	11/25/1981	Active	30	7	2	5	20.00%	24	30	1			R	SC	12	\$162.05
143160	ILLKIRCH Vers le Futur	10/05/2020	Active	9	0	3	-3	-25.00%	13	3	4		3		M,VP,SC	11	
43759	KOCHERSBERG	04/09/1984	Active	28	0	2	-2	-6.67%	26	31	1			N		N/A	\$1,156.07
84815	LA WANTZENAU	01/17/2005	Active	21	1	3	-2	-8.70%	23	9	0			N		10	\$1,041.28
19012	LONGWY	06/21/1961	Active	15	3	0	3	25.00%	12		0			N	M,SC	3	
19013	LUNEVILLE	12/01/1958	Active	15	0	3	-3	-16.67%	19	17	1				S,VP,SC	12	
129734	Luneville Chateau des Lumieres	01/04/2017	Active	26	0	0	0	0.00%	25		0				VP	16	\$542.28
19015	METZ DOYEN	12/20/1956	Active	20	1	0	1	5.26%	18		0			N	SC	5	\$213.95
	Exc Award (06/30/2024)																
141079	Metz Imperial	06/18/2020	Active	21	4	1	3	16.67%	20	1	0			IP		10	\$1,423.91
19016	METZ VAL DE METZ	01/17/1966	Active	20	2	2	0	0.00%	20	26	0			N		1	\$1,258.83
	Exc Award (06/30/2024)																
37358	METZ VERLAINE L C	06/25/1979	Active	20	2	0	2	11.11%	18		0			N		10	\$213.95
35070	MOLSHEIM VALLE DE LA BRUCHE	02/22/1978	Active	14	0	1	-1	-6.67%	15	14	0			N		5	
50072	MONTIGNY EUROPE	12/29/1989	Active	17	1	1	0	0.00%	17	13	0			R		12	\$534.99
19017	MULHOUSE DOYEN	10/30/1956	Active	5	0	0	0	0.00%	5		0		5	R		1	
19018	MULHOUSE EUROPE	12/27/1971	Active	12	1	0	1	9.09%	11		0		3		VP	2	\$525.79
	Exc Award (06/30/2018)																
51230	MULHOUSE HAUTE ALSACE	01/25/1991	Active	12	0	0	0	0.00%	12		0		2	R		1	\$1,613.68
44746	MULHOUSE ILLBERG	03/06/1985	Active	19	0	1	-1	-5.00%	24	23	0			N	M,VP,SC	10	\$156.73
	Exc Award (06/30/2018, 06/30/2023, 06/30/2024)																
63222	MUNSTER VAL SAINT GREGOIRE	05/25/2000	Active	11	2	1	1	10.00%	10	0	0			N		5	
85003	NANCY ART NOUVEAU	03/09/2005	Active	17	2	1	1	6.25%	16	10	0			N	S	10	



Club Health Assessment for District 103 E through April 2025

			Status	Membership							Reports					Finance		LCIF
Club Number	Club Name	Charter Date		Current Member Count	YTD Members Added	YTD Members Dropped	YTD Net Growth	YTD Net Growth%	Member Count 12 Months Ago	Avg. length of service for dropped members	Months Since Last MMR ***	Yrs. Since Last Officer Report	President Rotation	Vice President Reported ****	Months Since Last Activity Report ***	Account Balance	Donations for current Fiscal Year	
			Number of times on status quo within last two years	If below 15 members appears				If net loss is greater than 20% appears			If no report in 3 months appears in	When more than one year appears in	Number of repeat terms	Notes the officers that do not have an active	If no report at 12 months red			
Exc Award (06/30/2017)																		
139944	Nancy Beauregard	11/20/2019	Active	11	3	9	-6	-35.29%	18	3	0			VP,SC	10			
31039	NANCY COMMANDERIE	06/30/1975	Active	18	1	1	0	0.00%	18	23	0			N	11		\$2,082.56	
52368	NANCY LA DUCALE	01/09/1992	Active	9	0	0	0	0.00%	9		0		2	R	SC	10		
Exc Award (06/30/2023)																		
19020	NANCY PORTES D'OR	03/28/1968	Active	33	0	0	0	0.00%	33		1			N	10			
19019	NANCY STANISLAS DOYEN	02/21/1958	Active	28	13	25	-12	-30.00%	27	1	0		2	N	1		\$1,258.19	
Exc Award (06/30/2023)																		
43760	NEUF BRISACH VAUBAN	04/09/1984	Active	22	0	0	0	0.00%	23		0			N	12			
44747	NIEDERBRONN LES BAINS	03/06/1985	Active	10	1	0	1	11.11%	6		0		2	R	SC	0		
19021	OBERNAI	04/15/1967	Active	25	0	2	-2	-7.41%	25	10	0		2	N	12		\$4,128.14	
29742	PHALSBOURG	08/08/1974	Active	21	3	2	1	5.00%	23	29	0			N	SC	4		
19022	PLOMBIERES REMIREMONT	10/23/1957	Active	15	1	0	1	7.14%	14		0			IP	11			
19023	POMPEY-LIVERDUN L C	05/03/1963	Active	12	2	1	1	9.09%	11	39	0		4	N	10		\$262.90	
36139	PONT A MOUSSON	10/09/1978	Active	24	1	1	0	0.00%	24	3	0		2	R	10		\$1,198.01	
Exc Award (06/30/2019, 06/30/2023)																		
19025	REIMS	07/24/1957	Active	25	2	1	1	4.17%	24	35	0			N	10			
19026	REIMS COLBERT	06/30/1971	Active	26	0	0	0	0.00%	28		1			N	11		\$156.73	
108435	REIMS MILLESIME	05/21/2010	Active	25	2	1	1	4.17%	27	2	0		2	N	13			
Exc Award (06/30/2018)																		
19027	RETHEL	10/07/1967	Active	23	1	0	1	4.55%	22		2			N	VP	12	\$3,073.41	
19028	ROMILLY-NOGENT VAL DE LA HA SE	12/02/1959	Active	25	0	1	-1	-3.85%	27	8	4			N	5		\$2,269.01	
19029	SAINT AVOLD	06/08/1959	Active	21	0	0	0	0.00%	21		0			N	1			
62864	SAINT DIZIER 2000	03/03/2000	Active	19	0	0	0	0.00%	19		0			N	7		\$155.41	
Exc Award (06/30/2018)																		
19032	SAINT LOUIS	04/01/1959	Active	48	2	2	0	0.00%	50	7	0			N	S	10	\$4,954.18	
Exc Award (06/30/2017)																		



Club Health Assessment for District 103 E through April 2025

			Status	Membership							Reports					Finance	LCIF
Club Number	Club Name	Charter Date		Current Member Count	YTD Members Added	YTD Members Dropped	YTD Net Growth	YTD Net Growth%	Member Count 12 Months Ago	Avg. length of service for dropped members	Months Since Last MMR ***	Yrs. Since Last Officer Report	President Rotation	Vice President Reported ****	Months Since Last Activity Report ***	Account Balance	Donations for current Fiscal Year
			Number of times on status quo within last two years	If below 15 members appears				If net loss is greater than 20% appears			If no report in 3 months appears in	When more than one year appears in	Number of repeat terms	Notes the officers that do not have an active	If no report at 12 months appears in red		
19033	SAINT MIHIEL	12/14/1960	Active	18	0	1	-1	-5.26%	19	5	0			N	15		
19034	SAINTE MENEHOULD	12/23/1958	Active	10	0	0	0	0.00%	10		8		3	M,VP,SC	5		
19035	SARREBOURG	01/12/1959	Active	23	2	0	2	9.52%	22		0			N	10		\$3,311.46
	Exc Award (06/30/2023)																
19036	SARREGUEMINES	04/15/1967	Active	34	0	1	-1	-2.86%	36	47	0			N	2		\$1,084.57
	Exc Award (06/30/2023)																
18998	SAULNOIS	10/25/1970	Active	23	1	3	-2	-8.00%	25	1	0			N	10		\$5,365.31
19037	SAVERNE	05/06/1969	Active	26	0	1	-1	-3.70%	27	6	0			N	1		
	Exc Award (06/30/2022)																
150093	Schirmeck-Haute Bruche	06/08/2022	Active	13	0	1	-1	-7.14%	16	2	0			N	N/A		\$287.39
19038	SEDAN	12/01/1958	Active	23	2	2	0	0.00%	23	19	0			N	13		\$1,370.93
19040	SELESTAT	12/13/1961	Active	19	1	2	-1	-5.00%	20	44	0			N	10		
	HAUT-KOENIGSBOURG													SC			
19030	ST DIE	04/02/1958	Active	11	1	0	1	10.00%	11		0			N	15		
														SC			
19031	ST DIZIER GRAND DER	01/30/1958	Active	29	0	2	-2	-6.45%	31	25	1			R	10		
140342	Strasbourg Argenteratum	01/17/2020	Active	11	1	7	-6	-35.29%	21	8	0			N	6		\$156.73
50903	STRASBOURG CATHEDRALE	08/20/1990	Active	33	1	1	0	0.00%	32	23	0			N	10		\$2,125.85
150748	Strasbourg Gutenberg	06/20/2022	Active	12	0	3	-3	-20.00%	14	3	0			N	11		
51746	STRASBOURG LA MARSEILLAISE	06/04/1991	Active	13	0	0	0	0.00%	13		5		3	P,S,M,VP,SC	N/A		
53406	STRASBOURG LES EUROPEENS	06/23/1992	Active	9	1	0	1	12.50%	9		0			N	0		
	Exc Award (06/30/2018)																
19042	STRASBOURG METRO EURO	06/29/1973	Active	26	2	0	2	8.33%	24		0			N	2		\$525.79
	Exc Award (06/30/2024)																
41993	STRASBOURG ORANGERIE	11/16/1982	Active	19	1	1	0	0.00%	19	7	0			R	7		\$1,041.28
	Exc Award (06/30/2018)																
39550	STRASBOURG ROUGET DE L'ISLE	03/18/1981	Cancelled(6*)	0	0	2	-2	-100.00%	5	12	1		2	M,VP,SC	24+		



Club Health Assessment for District 103 E through April 2025

			Status	Membership							Reports					Finance		LCIF
Club Number	Club Name	Charter Date		Current Member Count	YTD Members Added	YTD Members Dropped	YTD Net Growth	YTD Net Growth%	Member Count 12 Months Ago	Avg. length of service for dropped members	Months Since Last MMR ***	Yrs. Since Last Officer Report	President Rotation	Vice President Reported ****	Months Since Last Activity Report ***	Account Balance	Donations for current Fiscal Year	
			Number of times on status quo within last two years	If below 15 members appears				If net loss is greater than 20% appears			If no report in 3 months appears in	When more than one year appears in	Number of repeat terms	Notes the officers that do not have an active	If no report at 12 months appears in red			
46962	STRASBOURG-ENTZHEIM AIRPORT LC	02/19/1987	Active	8	0	0	0	0.00%	8		0		2	N	10		\$520.24	
19044	THANN CERNAY	01/14/1959	Active	32	0	0	0	0.00%	31		0			N	4		\$4,311.95	
	Exc Award (06/30/2024)																	
50061	THIONVILLE LORRAINE	12/20/1989	Active	17	1	0	1	6.25%	16		0		2	R	10		\$269.36	
19045	THIONVILLE PORTES DE FRANCE	03/02/1960	Active	25	0	0	0	0.00%	24		0			N	10		\$213.95	
19047	TOUL MEUR ET MOSELLE	12/13/1958	Active	28	2	1	1	3.70%	26	5	1			N	VP	1	\$2,135.96	
	Exc Award (06/30/2024)																	
19048	TROYES	12/18/1957	Active	13	0	1	-1	-7.14%	16	21	1			N	6			
140708	Troyes Coeur de Champagne	01/30/2020	Active	25	11	7	4	19.05%	26	5	0			N	M	5	\$2,125.06	
36140	TROYES EN CHAMPAGNE	10/31/1978	Active	14	2	3	-1	-6.67%	15	24	0			N	M	12	\$2,125.85	
142424	Troyes Vauluisant	10/26/2020	Active	20	0	1	-1	-4.76%	20	12	0			N		10	\$1,314.48	
105559	VAL DE ROSSELLE	05/26/2009	Active	20	1	2	-1	-4.76%	23	13	0			N	P	12	\$211.74	
19050	VERDUN	03/20/1958	Active	29	0	2	-2	-6.45%	31	22	0			N		10	\$2,087.72	
54323	VERNY VAL DE SEILLE	04/06/1993	Active	20	0	0	0	0.00%	21		0			N	SC	16	\$2,339.80	
	Exc Award (06/30/2018)																	
19052	VITRY LE FRANCOIS	04/15/1967	Active	16	0	0	0	0.00%	14		0			N	4		\$2,974.10	
	Exc Award (06/30/2019, 06/30/2023)																	
48110	VITTEL EAUX VIVES	02/02/1988	Active	24	0	0	0	0.00%	24		0			IP	3		\$1,208.31	
	Exc Award (06/30/2018)																	
19053	VITTEL PAYS THERMAL	02/09/1963	Active	6	0	0	0	0.00%	7		10		2	M,VP,SC	N/R			
19054	VOUZIERES	06/10/1965	Active	17	0	0	0	0.00%	17		0			N	M	1		
	Exc Award (06/30/2024)																	
19055	WISSEMBOURG	01/09/1963	Active	18	0	0	0	0.00%	19		0				T,M,VP	5	\$2,080.98	
132754	Wittenheim Bassin Potassique	09/28/2017	Active	9	0	1	-1	-10.00%	13	9	0				T,M,VP	0		



Club Health Assessment for District 103 E through April 2025

Club Number			Club Name			Charter Date			Status					Membership					Reports					Finance		LCIF
									Current Member Count	YTD Members Added	YTD Members Dropped	YTD Net Growth	YTD Net Growth%	Member Count 12 Months Ago	Avg. length of service for dropped members	Months Since Last MMR ***	Yrs. Since Last Officer Report	President Rotation	Vice President Reported ****	Months Since Last Activity Report ***	Account Balance	Donations for current Fiscal Year				
									Number of times on status quo within last two years	If below 15 members appears			If net loss is greater than 20% appears			If no report in 3 months appears in			When more than one year appears in	Number of repeat terms	Notes the officers that do not have an active			If no report at 12 months appears in red		
Current Total Clubs Count	YTD New Clubs Count	YTD Cancelled Clubs Count	YTD Net Club Gain	Current Total Members Count	YTD Add	YTD Drop	YTD Net Growth	YTD Net Growth %	Member Count 12 Months Ago	Average Member Count Per Club	% of Clubs with less than 20 members	% No MMR in 3 Months	% No Officer Report in 12 Months	% of Clubs with balance 90+ days	Number of Clubs in Status Quo	% Status Quo Clubs in Financial Suspension	Number of Cancelled Clubs	Average Cancelled Club Age	Members Lost Due to Cancellation	% of Clubs Cancelled for Non-Financial Reasons						
117	1	1	0	2,290	167	173	-6	-0.26%	2,292	20	52%	5%	0%	0%	0	0%	1	44	2	100%						

* - P - Priority Club. Cancellation Reasons: 1-Objectives/conduct, 2-Non-active club, 5-Non-existing club, 6-Disbanding, 7-Merger, 8-Financial Suspension, 9-District/Multiple District Dues.

** - Abbreviation: P-President, S-Secretary, T-Treasurer, M-Member Chairperson, VP-First Vice President, MC-Communications Chairperson, SC-Service Chairperson

*** - Abbreviation: N/R - Never reported using the Lions Clubs website, N/A - Not applicable, No password registered for the Lions Clubs website.

**** - Abbreviation: N - New, IP - Immediate Past, R - Repeat.



Club Health Assessment for District 103 C through April 2025

			Status	Membership							Reports					Finance		LCIF
Club Number	Club Name	Charter Date		Current Member Count	YTD Members Added	YTD Members Dropped	YTD Net Growth	YTD Net Growth%	Member Count 12 Months Ago	Avg. length of service for dropped members	Months Since Last MMR ***	Yrs. Since Last Officer Report	President Rotation	Vice President Reported ****	Months Since Last Activity Report ***	Account Balance	Donations for current Fiscal Year	
			Number of times on status quo within last two years	If below 15 members appears				If net loss is greater than 20% appears			If no report in 3 months appears in	When more than one year appears in	Number of repeat terms	Notes the officers that do not have an active	If no report at 12 months appears in red			
Clubs less than two years old																		
157750	Montrichard Le Val Heureux	03/18/2024	Active	16	2	5	-3	-15.79%	20	1	1		2	N M	11			
Clubs more than two years old																		
48209	AMBOISE VAL DE LOIRE	03/07/1988	Active(1)	12	0	4	-4	-25.00%	15	1	0		None	N P	11		\$1,067.79	
19057	ARGENTON SUR CREUSE	06/30/1967	Active(1)	12	0	1	-1	-7.69%	13	2	0		3	R M,VP,SC	N/R			
19058	BEAUGENCY VAL DE LOIRE	01/24/1957	Active	11	0	0	0	0.00%	10		0			N	10		\$1,084.57	
19059	BLOIS DOYEN	04/30/1953	Active	36	0	1	-1	-2.70%	37	43	0			N	10		\$2,085.37	
Exc Award (06/30/2017)																		
34970	BLOIS RENAISSANCE	01/17/1978	Active	28	2	2	0	0.00%	29	31	0			N	10		\$3,082.52	
48541	BOURGES AGNES SOREL	05/10/1988	Active	14	0	1	-1	-6.67%	16	38	0			M,VP	1		\$1,918.67	
19081	BOURGES COEUR DE FRANCE	04/20/1970	Active	27	2	1	1	3.85%	26	3	0			N SC	4		\$1,209.32	
19060	BOURGES DOYEN	12/20/1954	Active	25	1	3	-2	-7.41%	28	15	0			N S	10		\$683.53	
63480	CHAMBORD	07/25/2000	Active	24	2	0	2	9.09%	21		0			N	10			
110571	CHARTRES ? VALLEE DE LA VOISE	04/25/2011	Active	12	0	2	-2	-14.29%	14	10	0			N SC	13		\$520.64	
19063	CHARTRES DOYEN	05/29/1954	Active	19	1	0	1	5.56%	19		0			N	5		\$2,628.97	
Exc Award (06/30/2020)																		
127712	Chartres Jean Moulin	06/01/2016	Active	17	2	0	2	13.33%	16		0			VP	0		\$1,463.00	
48024	CHARTRES LA BELLE VERRIERE	01/05/1988	Active	12	0	0	0	0.00%	15		0	1	None	P,S,T,M,VP SC	12		\$1,238.06	
41921	CHATEAU RENAULT PORTE DE TOURA	10/29/1982	Active(1)	12	0	3	-3	-20.00%	13	2	1		3	VP	N/R			
19065	CHATEAUDUN	03/25/1968	Active	26	3	0	3	13.04%	23		0			N	0		\$1,084.57	
35204	CHATEAUROUX 78	03/15/1978	Active	25	0	0	0	0.00%	25		0			R VP	14		\$1,249.54	
19066	CHATEAUROUX DOYEN	07/06/1956	Active	22	0	0	0	0.00%	21		0		2	VP,SC	12		\$1,411.93	
49322	CHENONCEAUX VAL DE CHER	03/20/1989	Active	9	0	0	0	0.00%	9		1			R T,M	14		\$156.73	
153670	Cheverny La Bonneure	02/10/2023	Active	14	5	3	2	16.67%	16	3	0			N	6			



Club Health Assessment for District 103 C through April 2025

			Status	Membership							Reports					Finance	LCIF
Club Number	Club Name	Charter Date		Current Member Count	YTD Members Added	YTD Members Dropped	YTD Net Growth	YTD Net Growth%	Member Count 12 Months Ago	Avg. length of service for dropped members	Months Since Last MMR ***	Yrs. Since Last Officer Report	President Rotation	Vice President Reported ****	Months Since Last Activity Report ***	Account Balance	Donations for current Fiscal Year
			Number of times on status quo within last two years	If below 15 members appears				If net loss is greater than 20% appears			If no report in 3 months appears in	When more than one year appears in	Number of repeat terms	Notes the officers that do not have an active	If no report at 12 months appears in red		
19067	CHINON BOURGUEIL	01/21/1960	Active	19	0	2	-2	-9.52%	22	17	0			N M	5		\$52.58
19068	CLAMECY	04/24/1972	Active	11	1	0	1	10.00%	10		0		2	VP,SC	10		\$1,084.57
19070	DECIZE	06/20/1972	Active	21	2	0	2	10.53%	20		0		2	R	2		\$2,981.74
Exc Award (06/30/2021, 06/30/2023, 06/30/2025)																	
51617	DEOLS ABBAYE	05/09/1991	Active	19	2	1	1	5.56%	18	2	0			N	10		\$3,680.56
Exc Award (06/30/2018)																	
63126	DREUX CITE ROYALE	05/02/2000	Active	24	1	0	1	4.35%	24		0			N	0		\$2,768.40
Exc Award (06/30/2019)																	
19073	DREUX-DOYEN	02/04/1954	Active	37	2	2	0	0.00%	37	29	0			N	0		
149182	Fondettes - Loire - Gâtine	12/07/2021	Active	19	1	2	-1	-5.00%	21	5	0		2	N	11		\$210.32
148391	Haut Nivernais	10/15/2021	Active	10	3	0	3	42.86%	7		0			VP	23		
19076	ISSOUDUN	10/15/1964	Active	23	1	1	0	0.00%	23	1	0			N SC	11		\$520.64
41033	JOUE LES TOURS VALLEE DU LYS	03/16/1982	Active	19	0	0	0	0.00%	18		0			N	1		\$1,056.79
Exc Award (06/30/2018)																	
19077	LA CHARITE VAL DE LOIRE	01/21/1970	Active	18	0	1	-1	-5.26%	19	2	0		2	R	10		\$3,489.26
19078	LA CHATRE EN BERRY	04/17/1956	Active	26	0	1	-1	-3.70%	29	33	0			N	10		\$2,080.97
Exc Award (06/30/2017)																	
19080	LA PUISAYE COSNE L C	09/26/1970	Active	16	2	1	1	6.67%	14	1	0		2	N M,SC	10		\$522.71
47079	LAMOTTE BEUVRON SOLOGNE	03/24/1987	Active(1)	8	1	0	1	14.29%	7		0		3	R	N/A		
119141	LE BLANC GEORGE SAND	04/10/2013	Active	8	0	0	0	0.00%	8		0			N	22		\$433.83
34031	LE BLANC PORTE DE BRENNE	06/14/1977	Active	27	0	0	0	0.00%	28		0			N	9		\$1,160.05
Exc Award (06/30/2020)																	
50714	LOCHES VALLEE DE L'INDRE	06/22/1990	Active	14	0	1	-1	-6.67%	15	30	0			VP	12		\$401.29
57998	MAINTENON ALLEE DU ROI	03/15/1996	Active	11	3	0	3	37.50%	11		0			N	3		
Exc Award (06/30/2018)																	
60987	MEHUN SUR YEVRE JEAN ET J DE B	06/26/1998	Active	4	0	0	0	0.00%	4		0		6	VP,SC	5		\$159.78



Club Health Assessment for District 103 C through April 2025

			Status	Membership							Reports					Finance		LCIF
Club Number	Club Name	Charter Date		Current Member Count	YTD Members Added	YTD Members Dropped	YTD Net Growth	YTD Net Growth%	Member Count 12 Months Ago	Avg. length of service for dropped members	Months Since Last MMR ***	Yrs. Since Last Officer Report	President Rotation	Vice President Reported ****	Months Since Last Activity Report ***	Account Balance	Donations for current Fiscal Year	
			Number of times on status quo within last two years	If below 15 members appears				If net loss is greater than 20% appears			If no report in 3 months appears in	When more than one year appears in	Number of repeat terms	Notes the officers that do not have an active	If no report at 12 months appears in red			
133023	Monnaie Val de Choisille	10/31/2017	Active	19	3	1	2	11.76%	17	8	0		None	P,S,T,VP,SC	N/A		\$325.37	
78607	MONTARGIS GATINAIS	04/30/2004	Active	16	2	4	-2	-11.11%	18	9	0		None	N	P,M,SC	11	\$551.88	
	Exc Award (06/30/2020)																	
19083	MONTARGIS RIVES DU LOING	01/17/1959	Active	49	2	0	2	4.26%	47		0			N		16	\$2,655.28	
143321	Montbazon Val De Lindre	10/20/2020	Active	16	1	1	0	0.00%	17	14	0		2	VP,SC	7		\$520.64	
19087	NEVERS DOYEN	10/23/1957	Active	23	2	1	1	4.55%	25	6	0			N	10			
42195	NEVERS LES EDUENS	01/28/1983	Active	23	3	0	3	15.00%	20		0			N	18		\$2,949.13	
36393	NOGENT L ROTROU PERCHE-THYMER	12/29/1978	Active	35	2	1	1	2.94%	34	0	0			N	T	2	\$1,084.57	
36231	OLIVET-RIVES DU LOIRET L C	11/06/1978	Cancelled(6*)	0	0	0	0	0.00%	4		8		None	P,S,T,M,VP SC	23			
19088	ORLEANS DOYEN	04/06/1954	Active	44	6	4	2	4.76%	43	31	0			N	0		\$1,051.59	
48938	ORLEANS JEHANNE DU LYS	10/14/1988	Active	19	0	0	0	0.00%	19		0			VP	14		\$315.48	
61036	ORLEANS LES TOURELLES	07/17/1998	Active	22	0	1	-1	-4.35%	23	29	0			N	4		\$324.10	
	Exc Award (06/30/2023)																	
50286	ORLEANS MONDIAL	03/13/1990	Active	23	1	0	1	4.55%	23		0			N	1		\$1,173.37	
104617	ORLEANS RENAISSANCE	02/16/2009	Active	9	1	2	-1	-10.00%	12	6	0		IP	SC	24+		\$650.74	
19079	ORLEANS SOLOGNE L C	04/21/1971	Active	13	0	0	0	0.00%	13		1			N	T	12		
107231	ORLEANS UNIVERSITE	01/13/2010	Active	31	3	1	2	6.90%	30	3	0			N	P,T,M	2	\$1,638.22	
19089	ORLEANS VALOIS	04/15/1969	Active	22	0	1	-1	-4.35%	26	8	0			N	M,SC	2		
	Exc Award (06/30/2018)																	
122297	Orleans-Nouvel Orleans	05/30/2014	Active	14	0	0	0	0.00%	15		0			N	SC	N/R		
19091	PITHIVIERS GATINAIS	05/23/1958	Active	32	1	1	0	0.00%	33	13	0			N	VP	22		
19093	ROMORANTIN SOLOGNE	10/26/1956	Active	30	4	3	1	3.45%	29	18	0			N	1			
49169	SAINT AIGNAN VAL DU CHER	01/24/1989	Active	16	5	0	5	45.45%	11		0			VP	13		\$1,062.52	
19094	SAINT AMAND MONTROND	03/05/1964	Active	12	0	3	-3	-20.00%	16	30	0			N	SC	9		
46843	SAINT DENIS CHATEAUNEUF	01/29/1987	Active	8	1	0	1	14.29%	8		0			N	M,SC	14	\$525.79	



Club Health Assessment for District 103 C through April 2025

			Status	Membership							Reports					Finance	LCIF
Club Number	Club Name	Charter Date		Current Member Count	YTD Members Added	YTD Members Dropped	YTD Net Growth	YTD Net Growth%	Member Count 12 Months Ago	Avg. length of service for dropped members	Months Since Last MMR ***	Yrs. Since Last Officer Report	President Rotation	Vice President Reported ****	Months Since Last Activity Report ***	Account Balance	Donations for current Fiscal Year
			Number of times on status quo within last two years	If below 15 members appears				If net loss is greater than 20% appears			If no report in 3 months appears in	When more than one year appears in	Number of repeat terms	Notes the officers that do not have an active	If no report at 12 months appears in red		
41034	SANCERROIS	03/16/1982	Active(1)	23	1	2	-1	-4.17%	24	18	0			N SC	0		\$640.85
	Exc Award (06/30/2020)																
19097	SULLY GIEN L C	03/05/1965	Active	23	1	1	0	0.00%	24	3	0			N SC	6		\$2,403.71
47871	TOURS CITE DES ARTS	11/24/1987	Active	18	0	1	-1	-5.26%	18	19	0		3	N S,M,SC	10		\$57.74
	Exc Award (06/30/2020)																
19098	TOURS DOYEN	01/10/1953	Active	34	0	1	-1	-2.86%	32	26	0			N SC	12		\$777.68
	Exc Award (06/30/2018, 06/30/2023, 06/30/20																
19099	TOURS JARDIN DE LA FRANCE	06/08/1970	Active	11	3	0	3	37.50%	9		0		2	N	4		\$497.45
19100	TOURS RIVES DU CHER	04/18/1968	Active	17	4	0	4	30.77%	14		0			N	10		
55266	TOURS VAL DE FRANCE	02/02/1994	Active(2)	3	0	1	-1	-25.00%	4	1	4		2	VP,SC	24+		
19101	VALENCAY	11/05/1959	Active	24	0	0	0	0.00%	24		0			N	1		\$324.10
19102	VENDOME	01/27/1955	Active	10	0	2	-2	-16.67%	12	16	0			N SC	2		
19103	VIERZON PORTE DE LA SOLOGNE	05/14/1957	Active	13	0	1	-1	-7.14%	14	31	0			N SC	5		\$868.66
119412	VOUVRAY ROCHECORBON VAL DE LOIRE	05/20/2013	Active	11	1	1	0	0.00%	11	2	0		3	N M,SC	10		\$24.85


Clubs Cancelled Previous Fiscal Year – Clubs Cancelled within last 12 months may be reinstated

Club Number	Club Name	Charter Date	Current Status*	Cancellation Date
19062	BUZANCAIS	10/05/1967	Cancelled(6*)	07/29/2023
19064	CHARTRES VALLEE DE L'EURE	05/14/1971	Cancelled(6*)	01/29/2024

Current Total Clubs Count	YTD New Clubs Count	YTD Cancelled Clubs Count	YTD Net Club Gain	Current Total Members Count	YTD Add	YTD Drop	YTD Net Growth	YTD Net Growth %	Member Count 12 Months Ago	Average Member Count Per Club	% of Clubs with less than 20 members	% No MMR in 3 Months	% No Officer Report in 12 Months	% of Clubs with balance 90+ days	Number of Clubs in Status Quo	% Status Quo Clubs in Financial Suspension	Number of Cancelled Clubs	Average Cancelled Club Age	Members Lost Due to Cancellation	% of Clubs Cancelled for Non-Financial Reasons
71	0	1	-1	1,370	86	72	14	1.03%	1,390	19	59%	1%	1%	0%	0	0%	1	154	0	100%



Club Health Assessment for District 103 C through April 2025

			Status	Membership							Reports					Finance	LCIF
Club Number	Club Name	Charter Date		Current Member Count	YTD Members Added	YTD Members Dropped	YTD Net Growth	YTD Net Growth%	Member Count 12 Months Ago	Avg. length of service for dropped members	Months Since Last MMR ***	Yrs. Since Last Officer Report	President Rotation	Vice President Reported ****	Months Since Last Activity Report ***	Account Balance	Donations for current Fiscal Year
			Number of times on status quo within last two years	If below 15 members appears				If net loss is greater than 20% appears			If no report in 3 months appears in	When more than one year appears in	Number of repeat terms	Notes the officers that do not have an active	If no report at 12 months appears in red		

* - P - Priority Club. Cancellation Reasons: 1-Objectives/conduct, 2-Non-active club, 5-Non-existing club, 6-Disbanding, 7-Merger, 8-Financial Suspension, 9-District/Multiple District Dues.
** - Abbreviation: P-President, S-Secretary, T-Treasurer, M-Member Chairperson, VP-First Vice President, MC-Communications Chairperson, SC-Service Chairperson
*** - Abbreviation: N/R - Never reported using the Lions Clubs website, N/A - Not applicable, No password registered for the Lions Clubs website.
**** - Abbreviation: N - New, IP - Immediate Past, R - Repeat.



Club Health Assessment for District 103CC through April 2025

			Status	Membership							Reports					Finance		LCIF
Club Number	Club Name	Charter Date		Current Member Count	YTD Members Added	YTD Members Dropped	YTD Net Growth	YTD Net Growth%	Member Count 12 Months Ago	Avg. length of service for dropped members	Months Since Last MMR ***	Yrs. Since Last Officer Report	President Rotation	Vice President Reported ****	Months Since Last Activity Report ***	Account Balance	Donations for current Fiscal Year	
			Number of times on status quo within last two years	If below 15 members appears			If net loss is greater than 20% appears			If no report in 3 months appears in			When more than one year appears in	Number of repeat terms	Notes the officers that do not have an active	If no report at 12 months appears in red		
Clubs more than two years old																		
19165	AJACCIO DOYEN	07/02/1956	Active	11	1	0	1	10.00%	11		0		None	P,S,T,M,VP SC	8		\$262.90	
58633	AJACCIO LETIZIA	08/07/1996	Active	6	0	1	-1	-14.29%	8	8	0			N	22			
59411	ANTIBES JUAN LES PINS	04/24/1997	Active	16	1	2	-1	-5.88%	17	21	0		2	N	12		\$3,634.83	
19175	BANDOL	01/10/1967	Active	19	1	2	-1	-5.00%	22	16	0		3	N	3		\$3,210.42	
Exc Award (06/30/2018)																		
140379	Bandol Mediterranee	12/11/2019	Active	30	4	1	3	11.11%	28	3	0			N	5		\$2,136.16	
19176	BASTIA	04/04/1959	Active	18	0	0	0	0.00%	16		0			N	1			
33961	BASTIA LIEBECCIU	05/31/1977	Active	13	0	3	-3	-18.75%	16	14	0			N	5		\$48.85	
47908	BEAULIEU & BEAU VILLE ST JE LC	12/01/1987	Active	6	0	0	0	0.00%	6		0		2	N	1			
19177	BEAULIEU VILLEFRANCHE EZE	05/07/1962	Active	20	0	1	-1	-4.76%	18	45	0		7	N	3			
Exc Award (06/30/2019)																		
19180	BRIGNOLES-SAINT-MAXIMIN EN PROVENCE VERTE	11/27/1959	Active	26	3	2	1	4.00%	26	4	0			N	10			
45139	CAGNES LES VALLES	06/19/1985	Active	23	0	1	-1	-4.17%	23	16	0		2	R	4			
32664	CANNES CALIFORNIE PAYS DE LERINS	08/04/1976	Active	18	2	1	1	5.88%	18	38	0			N	16			
83037	CANNES COTE D AZUR	09/30/2004	Active	30	2	3	-1	-3.23%	25	5	0			N	2		\$66.49	
19182	CANNES CROISSETTE RIVIERA	02/24/1954	Active	31	5	5	0	0.00%	28	21	0			IP	22		\$50.00	
51372	CANNES EUROPE	03/04/1991	Active	10	1	1	0	0.00%	10	1	0				VP	10	\$1,068.07	
145878	Cannes Universal	04/08/2021	Active(1)	88	7	11	-4	-4.35%	91	1	0			R	2		\$1,051.59	
19188	DRAGUIGNAN DOYEN	04/05/1955	Active	20	0	2	-2	-9.09%	23	21	0			N	15			
122833	Draguignan Pierre de La Fee	07/28/2014	Active	10	2	0	2	25.00%	8		0		2	N	3			
43635	DRAGUIGNAN ST HERMENTAIRE	03/28/1984	Active	20	3	0	3	17.65%	17		0			N	10		\$542.28	
19219	FREJUS ROQUEBRUNE EN PROVENCE	09/20/1969	Active	18	1	1	0	0.00%	20	7	0			N	2		\$542.28	
47830	FREJUS VALLEE D'ARGENS	11/12/1987	Active	10	0	0	0	0.00%	9		0			R	14		\$752.60	



Club Health Assessment for District 103CC through April 2025

			Status	Membership							Reports					Finance	LCIF
Club Number	Club Name	Charter Date		Current Member Count	YTD Members Added	YTD Members Dropped	YTD Net Growth	YTD Net Growth%	Member Count 12 Months Ago	Avg. length of service for dropped members	Months Since Last MMR ***	Yrs. Since Last Officer Report	President Rotation	Vice President Reported ****	Months Since Last Activity Report ***	Account Balance	Donations for current Fiscal Year
			Number of times on status quo within last two years	If below 15 members appears				If net loss is greater than 20% appears			If no report in 3 months appears in	When more than one year appears in	Number of repeat terms	Notes the officers that do not have an active	If no report at 12 months red		
47430	GRIMAUD SAINTE-MAXIME COEUR DU GOLFE	06/09/1987	Active	11	1	0	1	10.00%	10		1			N	10		
57999	HYERES AZUR	03/15/1996	Active	17	1	3	-2	-10.53%	21	12	0			N	5		\$744.92
19193	HYERES LES PALMIERS VAR	12/03/1956	Active	17	2	1	1	6.25%	13	30	0		2	N	2		
47622	HYERES OLBIA	06/28/1987	Active	14	0	2	-2	-12.50%	16	3	0			N	M	1	\$283.93
19194	LA BALAGNE	06/15/1962	Active	11	0	3	-3	-21.43%	14	4	1			N	M	N/A	
51839	LA CADIERE D'AZUR	06/17/1991	Active	19	2	3	-1	-5.00%	20	7	0			N		2	\$1,108.18
	Exc Award (06/30/2023)																
44053	LA GAUDE BALCONS DE PROVENCE	06/30/1984	Active	13	1	2	-1	-7.14%	13	5	0			N		10	\$1,084.57
	Exc Award (06/30/2018, 06/30/2024)																
115987	LA LONDE LES MAURES - PORTE DES MAURES	02/15/2012	Active	19	2	1	1	5.56%	16	17	0			N		3	
19195	LA VALLEE DU VAR L C	01/24/1970	Active	23	7	2	5	27.78%	18	25	0			N		7	\$315.48
37594	LA VESUBIE L C	10/19/1979	Cancelled(6*)	0	0	6	-6	-100.00%	7	16	3	1	None		P,S,T,M,VP SC	24+	
123966	Le Cannet des Maures Europeens au Coeur du Var	01/13/2015	Active	22	1	2	-1	-4.35%	22	1	0			N		3	\$2,064.51
	Exc Award (06/30/2024)																
37842	LE CANNET MOUGINS	12/31/1979	Active	23	1	3	-2	-8.00%	24	5	0			R	SC	1	\$3,377.43
43159	LE CANNET OLIVETUM CITE DES OR	11/11/1983	Active	13	1	1	0	0.00%	12	18	0	1	None		P,S,T,M,VP SC	13	\$525.79
19192	LORGUES HAUT VAR	10/10/1965	Active	32	2	0	2	6.67%	28		0			N		0	
	Exc Award (06/30/2023)																
130739	Mandelieu Theoule Esterel	04/19/2017	Active	26	5	1	4	18.18%	19	38	0			N		0	\$2,497.16
19206	MENTON	08/27/1954	Active	54	8	3	5	10.20%	49	16	0			N		12	\$4,066.63
127777	Menton Riviera Haut-Pays	06/06/2016	Active	12	2	1	1	9.09%	10	8	0				VP	1	\$3,247.31
55947	MOUANS-SARTOUX PÉGOMAS VAL DÉ SIAGNE	06/29/1994	Active	18	2	0	2	12.50%	15		0			N		0	\$202.77
	Exc Award (06/30/2018, 06/30/2024)																
63649	NICE 2000	10/24/2000	Active	11	1	4	-3	-21.43%	14	24	0			N		10	\$208.10
48050	NICE ARENAS	01/18/1988	Active	14	0	1	-1	-6.67%	15	13	0		2		VP,SC	1	\$1,064.89



Club Health Assessment for District 103CC through April 2025

			Status	Membership							Reports					Finance		LCIF
Club Number	Club Name	Charter Date		Current Member Count	YTD Members Added	YTD Members Dropped	YTD Net Growth	YTD Net Growth%	Member Count 12 Months Ago	Avg. length of service for dropped members	Months Since Last MMR ***	Yrs. Since Last Officer Report	President Rotation	Vice President Reported ****	Months Since Last Activity Report ***	Account Balance	Donations for current Fiscal Year	
			Number of times on status quo within last two years	If below 15 members appears					If net loss is greater than 20% appears			If no report in 3 months appears in	When more than one year appears in	Number of repeat terms	Notes the officers that do not have an active	If no report at 12 months appears in red		
125411	Nice Azur	07/22/2015	Active	12	1	8	-7	-36.84%	22	34	0			N	24+		\$1,044.88	
19209	NICE CIMIEZ	01/08/1964	Active	19	0	3	-3	-13.64%	23	16	0			N	T	18		
19208	NICE DOYEN	12/12/1953	Active	20	1	3	-2	-9.09%	22	10	0		3		VP	1	\$2,510.49	
39552	NICE ETOILE	03/12/1981	Active	23	0	3	-3	-11.54%	26	18	0		2	R		12	\$52.24	
Exc Award (06/30/2018)																		
41676	NICE IMPERIAL	06/26/1982	Active	16	2	5	-3	-15.79%	19	17	0			R		1	\$542.28	
19211	NICE MASSENA	05/27/1969	Active	19	2	3	-1	-5.00%	20	8	0			N	SC	5	\$1,049.70	
115778	NICE MERIDIA ECO VALLEES VICTOIRE	01/05/2012	Active	17	1	0	1	6.25%	18		0				VP	11	\$1,191.22	
Exc Award (06/30/2024)																		
33715	NICE-GAIRAUT	04/05/1977	Active	11	5	0	5	83.33%	6		0		8		VP,SC	N/A		
53228	RAMATUELLE PRESQU'ÎLE DE SAINT TROPEZ INTER	06/01/1992	Active	28	5	0	5	21.74%	22		0			N		10		
Exc Award (06/30/2023)																		
19215	RIVE SUD GOLFE D'AJAC	02/27/1971	Active	10	0	0	0	0.00%	10		0			IP		N/R		
19218	ROQUEBRUNE CAP MAR-BEAUSOLEIL	06/12/1958	Active	12	6	0	6	100.00%	6		0		10		M,VP	N/A	\$52.24	
118320	ROQUEFORT LES PINS/VALLEE DU LOUP	11/15/2012	Active	15	0	4	-4	-21.05%	19	6	0			IP		12		
19223	SAINT LAURENT DU VAR	06/13/1968	Active	15	0	2	-2	-11.76%	17	3	0			N		0		
Exc Award (06/30/2022)																		
129742	SAINT RAPHAEL COTE D'AZUR	01/05/2017	Active	28	2	4	-2	-6.67%	33	13	0			N		0	\$208.10	
19226	SAINT RAPHAEL-FREJUS DOYEN	08/10/1954	Active	14	1	1	0	0.00%	16	32	0			N	SC	N/R		
116421	SAINTE MAXIME SUR MER VALLEE DU PRECONIL	03/28/2012	Active	31	1	1	0	0.00%	30	13	0			N	S,T	2	\$2,690.29	
Exc Award (06/30/2019, 06/30/2022, 06/30/20)																		
116140	SAINT-TROPEZ CÔTE D'AZUR	03/20/2012	Active	7	1	2	-1	-12.50%	10	5	0		3		VP,SC	8		
138441	Sanary sur Mer Mediterranee	06/19/2019	Active	15	0	1	-1	-6.25%	17	6	0			N		6		
19228	SANTA MANZA L C	08/25/1965	Active	12	0	0	0	0.00%	10		0			N	M,SC	N/A	\$10.00	



Club Health Assessment for District 103CC through April 2025

			Status	Membership							Reports					Finance	LCIF
Club Number	Club Name	Charter Date		Current Member Count	YTD Members Added	YTD Members Dropped	YTD Net Growth	YTD Net Growth%	Member Count 12 Months Ago	Avg. length of service for dropped members	Months Since Last MMR ***	Yrs. Since Last Officer Report	President Rotation	Vice President Reported *****	Months Since Last Activity Report ***	Account Balance	Donations for current Fiscal Year
			Number of times on status quo within last two years	If below 15 members appears				If net loss is greater than 20% appears			If no report in 3 months appears in	When more than one year appears in	Number of repeat terms	Notes the officers that do not have an active	If no report at 12 months appears in red		
19196	SOLLIES-PONT VALLEE DU GAPEAU	04/24/1970	Active	9	0	3	-3	-25.00%	11	4	0		2	N	0		\$433.83
19227	ST TROPEZ STE MAXIME DOYEN	11/23/1956	Active	26	0	0	0	0.00%	27		0			N	2		
19231	TOULON PORT LA MONTAGNE	04/04/1970	Active	32	4	1	3	10.34%	28	32	0			N	10		\$759.19
63965	TOULON PROVENCE MEDITERRANEE	02/05/2001	Active(2)	16	2	1	1	6.67%	13	7	0			N	SC	N/A	
19234	VALLAURIS GOLFE JUAN	05/09/1962	Cancelled(6*)	0	0	0	0	0.00%	3		8	1	None		P,S,T,M,VP SC	24+	
32372	VENCE LES BAOUS	06/07/1976	Active	11	0	2	-2	-15.38%	15	13	1				S,M,VP,SC	22	90+ Days
33557	VILLENEUVE LOUBET MARINA BAIE DES ANGES	03/24/1977	Active(1)	8	0	1	-1	-11.11%	9	52	0			N	S	10	

Clubs Cancelled Previous Fiscal Year – Clubs Cancelled within last 12 months may be reinstated

Club Number	Club Name	Charter Date	Current Status*	Cancellation Date
43634	CAP FERRAT NATIONS	03/28/1984	Cancelled(6*)	05/29/2024
78929	CARQUEIRANNE LA CRAU	04/30/2004	Cancelled(6*)	06/29/2024

Current Total Clubs Count	YTD New Clubs Count	YTD Cancelled Clubs Count	YTD Net Club Gain	Current Total Members Count	YTD Add	YTD Drop	YTD Net Growth	YTD Net Growth %	Member Count 12 Months Ago	Average Member Count Per Club	% of Clubs with less than 20 members	% No MMR in 3 Months	% No Officer Report in 12 Months	% of Clubs with balance 90+ days	Number of Clubs in Status Quo	% Status Quo Clubs in Financial Suspension	Number of Cancelled Clubs	Average Cancelled Club Age	Members Lost Due to Cancellation	% of Clubs Cancelled for Non-Financial Reasons
65	0	2	-2	1,238	106	124	-18	-1.43%	1,248	19	66%	0%	2%	5%	0	0%	2	84	6	100%

* - P - Priority Club. Cancellation Reasons: 1-Objectives/conduct, 2-Non-active club, 5-Non-existing club, 6-Disbanding, 7-Merger, 8-Financial Suspension, 9-District/Multiple District Dues.

** - Abbreviation: P-President, S-Secretary, T-Treasurer, M-Member Chairperson, VP-First Vice President, MC-Communications Chairperson, SC-Service Chairperson

*** - Abbreviation: N/R - Never reported using the Lions Clubs website, N/A - Not applicable, No password registered for the Lions Clubs website.

**** - Abbreviation: N - New, IP - Immediate Past, R - Repeat.



Club Health Assessment for District 103CE through April 2025

			Status	Membership							Reports					Finance		LCIF	
Club Number	Club Name	Charter Date		Current Member Count	YTD Members Added	YTD Members Dropped	YTD Net Growth	YTD Net Growth%	Member Count 12 Months Ago	Avg. length of service for dropped members	Months Since Last MMR ***	Yrs. Since Last Officer Report	President Rotation	Vice President Reported ****	Months Since Last Activity Report ***	Account Balance	Donations for current Fiscal Year		
			Number of times on status quo within last two years	If below 15 members appears					If net loss is greater than 20% appears			If no report in 3 months appears in	When more than one year appears in	Number of repeat terms	Notes the officers that do not have an active	If no report at 12 months appears in red			
Clubs less than two years old																			
182039	Beaune Bastion Saint Martin	04/28/2025	Newly Chartered	19	20	1	19	100.00%	0	0	0			M,VP,SC	N/R				
Clubs more than two years old																			
19109	AUTUN	03/19/1962	Active	35	0	1	-1	-2.78%	36	6	0			N	13		\$2,169.13		
134553	Auxerre Phoenix	06/14/2018	Active	11	1	1	0	0.00%	11	4	0			N	5		\$1,100.96		
Exc Award (06/30/2021, 06/30/2023)																			
18990	AUXERRE RIVES DE L'YONNE	11/01/1958	Active	10	0	1	-1	-9.09%	11	6	0		3	N	0		\$1,162.92		
19155	AUXOIS-MORVAN L C	03/16/1960	Active	18	1	2	-1	-5.26%	19	15	1			N	M,SC	19			
38651	AVALLON 3 RIVIERES	06/10/1980	Active	10	1	0	1	11.11%	9		2		3		VP	5	\$525.79		
19110	BEAUNE COTE D'OR	03/27/1958	Active	26	1	3	-2	-7.14%	28	5	0			N		11	\$4,250.11		
50345	BELFORT CITE	03/26/1990	Active	14	0	2	-2	-12.50%	16	18	0			N	SC	14			
Exc Award (06/30/2023)																			
19112	BELFORT VAUBAN	04/10/1957	Active(1)	18	3	0	3	20.00%	15		1			N	VP,SC	24+	90+ Days		
19111	BESANCON	05/22/1957	Active	25	4	2	2	8.70%	22	26	0			N	M,SC	24+	\$1,567.07		
31860	BESANCON CITADELLE	03/10/1976	Active(1)	17	0	0	0	0.00%	14		5		2		M,VP,SC	N/A			
61612	BESANCON GRANVELLE	03/08/1999	Active	17	1	1	0	0.00%	17	11	2			N	SC	11	\$156.19		
54409	BESANCON LUMIERE	04/30/1993	Active	25	2	2	0	0.00%	25	14	0			N		10	\$522.44		
Exc Award (06/30/2023)																			
52600	CHALON SAOCOUNA	03/02/1992	Active	16	0	3	-3	-15.79%	19	17	0		2		VP	10	\$1,171.38		
19117	CHALON-SUR-SAONE DOYEN	01/28/1960	Active	19	3	5	-2	-9.52%	21	31	0				VP	1			
35590	CHAMPAGNOLE SALINS L C	05/26/1978	Active	20	0	0	0	0.00%	20		5			N		23			
145796	Charolais Bourbonnais	04/19/2021	Active(2)	29	0	2	-2	-6.45%	31	2	0			N		4	\$885.79		
Exc Award (06/30/2024)																			
31464	CHAROLAIS-BRIONNAIS	12/30/1975	Active	29	1	2	-1	-3.33%	30	30	0			N		16	\$1,041.28		
19118	CHAROLAIS-DOYEN	06/29/1961	Active	10	1	0	1	11.11%	8		0			N		13			




Club Health Assessment for District 103CE through April 2025

			Status	Membership							Reports					Finance		LCIF
Club Number	Club Name	Charter Date		Current Member Count	YTD Members Added	YTD Members Dropped	YTD Net Growth	YTD Net Growth%	Member Count 12 Months Ago	Avg. length of service for dropped members	Months Since Last MMR ***	Yrs. Since Last Officer Report	President Rotation	Vice President Reported ****	Months Since Last Activity Report ***	Account Balance	Donations for current Fiscal Year	
			Number of times on status quo within last two years	If below 15 members appears					If net loss is greater than 20% appears			If no report in 3 months appears in	When more than one year appears in	Number of repeat terms	Notes the officers that do not have an active	If no report at 12 months appears in red		
31907	CHATILLON ET DU PAYS CHATILLONNAIS	03/16/1976	Active	19	1	1	0	0.00%	19	6	0			N	24+		\$1,605.21	
19132	COMMENTRY LA COMBRAILLE	10/27/1964	Active	17	0	1	-1	-5.56%	19	9	2		4	R P	4		\$1,051.59	
52630	DIJON ARGO	03/10/1992	Active(1)	17	0	2	-2	-10.53%	20	5	0			N M	10			
19122	DIJON DOYEN	06/29/1955	Active	34	3	1	2	6.25%	32	1	0		2	M,VP	13			
66597	DIJON EIFFEL	09/18/2002	Active	15	1	1	0	0.00%	15	2	0		2	R	N/R		\$55.41	
33555	DIJON MARCS D'OR	03/22/1977	Active	17	1	8	-7	-29.17%	24	20	2			N	22			
48819	DIJON MARIE DE BOURGOGNE	07/15/1988	Active	12	0	0	0	0.00%	12		8			IP	10			
19123	DIJON SUD	11/25/1963	Active	20	0	2	-2	-9.09%	24	41	0		3	N M	24+		\$520.24	
19124	DOLE	09/10/1963	Active	33	1	0	1	3.13%	32		0			N S,T,M	10			
Exc Award (06/30/2023)																		
132613	Dole Louis Pasteur	12/05/2017	Active	19	1	5	-4	-17.39%	23	4	0			N S,T,M	10		\$1,046.03	
41518	GEVREY CHAMBERTIN COTES DE NU	06/24/1982	Active	15	0	1	-1	-6.25%	17	22	0			S,M,VP,SC	1		\$210.32	
19125	GRAY	01/08/1970	Active	21	1	4	-3	-12.50%	23	19	0			N	6			
19131	LA BRESSE L C	04/25/1972	Active	9	0	3	-3	-25.00%	16	10	1			M,VP,SC	2		\$210.32	
36818	LA VALLEE DU DOUBS L C	03/27/1979	Active	33	6	1	5	17.86%	28	38	0			N	24+		\$100.00	
19011	LANGRES DIDEROT	07/03/1959	Active	18	0	7	-7	-28.00%	25	11	0		2	IP SC	N/R		\$266.31	
19133	LE CREUSOT	09/24/1965	Active	26	1	4	-3	-10.34%	31	26	0			N	6			
55159	LE CREUSOT VAL MONT EN BOURGOG	12/20/1993	Active	32	3	0	3	10.34%	24		0			N	0			
19134	LONS LE SAUNIER	07/24/1962	Active	42	2	1	1	2.44%	41	54	0			N	5		\$6,276.22	
96839	LONS LEDONIS	04/04/2006	Active	30	3	1	2	7.14%	28	6	0			N	0			
37840	LOUE ET PLATEAU	12/10/1979	Active	24	1	0	1	4.35%	23		0		2	N	6		\$10.00	
19135	LURE	02/02/1958	Active	22	0	1	-1	-4.35%	23	1	0			VP,SC	13		\$1,084.57	
43242	MACON ALPHONSE DE	12/12/1983	Active	34	2	0	2	6.25%	31		0			N	5		\$1,084.57	
19142	MACON SAONE ET LOIRE	11/07/1956	Cancelled(6*)	0	0	0	0	0.00%	19		8	1	None	P,S,T,M,VP SC	24			



Club Health Assessment for District 103CE through April 2025

			Status	Membership							Reports					Finance	LCIF
Club Number	Club Name	Charter Date		Current Member Count	YTD Members Added	YTD Members Dropped	YTD Net Growth	YTD Net Growth%	Member Count 12 Months Ago	Avg. length of service for dropped members	Months Since Last MMR ***	Yrs. Since Last Officer Report	President Rotation	Vice President Reported ****	Months Since Last Activity Report ***	Account Balance	Donations for current Fiscal Year
			Number of times on status quo within last two years	If below 15 members appears				If net loss is greater than 20% appears			If no report in 3 months appears in	When more than one year appears in	Number of repeat terms	Notes the officers that do not have an active	If no report at 12 months red		
49083	MERCUREY COTE CHALONNAISE	12/13/1988	Active	28	2	2	0	0.00%	30	14	0			N	11	90+ Days	\$1,084.57
19144	MONTBARD ALESIA	06/07/1962	Active	17	2	1	1	6.25%	17	56	0			N	9		\$1,605.21
59857	MONTBELIARD COMTESSE HENRIETTE Exc Award (06/30/2018)	07/14/1997	Active	9	0	0	0	0.00%	10		5			T,M,VP,SC	5		
19145	MONTCEAU LES MINES	10/16/1957	Active	35	3	1	2	6.06%	33	2	0			N	4		\$540.16
98468	MONTLUCON CONCORDIA	02/05/2007	Active	13	2	6	-4	-23.53%	18	16	0			N	0		\$2,125.85
19146	MONTLUCON DOYEN	08/31/1953	Active	14	0	0	0	0.00%	15		0			N	24		\$1,944.58
63656	MOREZ 2000	10/23/2000	Active	7	0	0	0	0.00%	7		7		4	IP	22		\$525.79
46646	MOREZ HAUT JURA	11/25/1986	Active	25	0	1	-1	-3.85%	26	17	0			N	8	90+ Days	\$2,082.56
19147	MORTEAU VAL DE	12/09/1966	Active	25	1	0	1	4.17%	24		2			N	4		
19148	MOULINS	11/20/1957	Active	23	0	1	-1	-4.17%	24	41	0			N	19		\$697.69
50073	MOULINS ANNE DE FRANCE	12/29/1989	Active	19	1	1	0	0.00%	19	2	0			R	12		\$759.74
19150	PAYS DE MONTBELIARD Exc Award (06/30/2024)	02/27/1957	Active	21	0	0	0	0.00%	21		0			VP,SC	0		\$660.82
68808	PONTARLIER TOUSSAINT LOUVETUR	05/29/2003	Active	11	0	1	-1	-8.33%	12	14	3		2	N	SC	24+	
19154	SAINT CLAUDE	07/10/1970	Active	33	2	0	2	6.45%	32		0			N	M,SC	N/R	\$1,084.57
19039	SENS	04/26/1958	Active	19	0	6	-6	-24.00%	25	23	2		2	N	23		\$7,288.99
46051	TOURNUS RIVES DE SAONE	04/30/1986	Active	20	1	0	1	5.26%	19		0			N	22		\$520.64
19160	VAL DE SAONE L C	06/19/1972	Active	12	0	3	-3	-20.00%	15	7	0			N	SC	24+	\$216.91
32641	VARENNES	07/06/1976	Active	23	2	0	2	9.52%	21		0			N	T,VP	24+	
19161	VESOUL CITE	04/21/1965	Active(1)	15	0	1	-1	-6.25%	16	15	0			N	9		
56379	VESOUL EDWIGE FEU VAL D HAU S	12/27/1994	Active	25	0	0	0	0.00%	24		0			N	0		
19162	VICHY DOYEN	02/15/1952	Active	14	0	2	-2	-12.50%	16	5	3		2	N	M,SC	1	\$100.00



Club Health Assessment for District 103CE through April 2025

			Status	Membership							Reports					Finance	LCIF
Club Number	Club Name	Charter Date		Current Member Count	YTD Members Added	YTD Members Dropped	YTD Net Growth	YTD Net Growth%	Member Count 12 Months Ago	Avg. length of service for dropped members	Months Since Last MMR ***	Yrs. Since Last Officer Report	President Rotation	Vice President Reported ****	Months Since Last Activity Report ***	Account Balance	Donations for current Fiscal Year
			Number of times on status quo within last two years	If below 15 members appears				If net loss is greater than 20% appears			If no report in 3 months appears in	When more than one year appears in	Number of repeat terms	Notes the officers that do not have an active	If no report at 12 months appears in red		

Clubs Cancelled Previous Fiscal Year – Clubs Cancelled within last 12 months may be reinstated

Club Number	Club Name	Charter Date	Current Status*	Cancellation Date
19046	TONNERRE	06/17/1968	Cancelled(6*)	07/29/2023

Current Total Clubs Count	YTD New Clubs Count	YTD Cancelled Clubs Count	YTD Net Club Gain	Current Total Members Count	YTD Add	YTD Drop	YTD Net Growth	YTD Net Growth %	Member Count 12 Months Ago	Average Member Count Per Club	% of Clubs with less than 20 members	% No MMR in 3 Months	% No Officer Report in 12 Months	% of Clubs with balance 90+ days	Number of Clubs in Status Quo	% Status Quo Clubs in Financial Suspension	Number of Cancelled Clubs	Average Cancelled Club Age	Members Lost Due to Cancellation	% of Clubs Cancelled for Non-Financial Reasons
62	1	1	0	1,285	82	98	-16	-1.23%	1,325	21	53%	11%	0%	5%	0	0%	1	123	0	100%

* - P - Priority Club. Cancellation Reasons: 1-Objectives/conduct, 2-Non-active club, 5-Non-existing club, 6-Disbanding, 7-Merger, 8-Financial Suspension, 9-District/Multiple District Dues.

** - Abbreviation: P-President, S-Secretary, T-Treasurer, M-Member Chairperson, VP-First Vice President, MC-Communications Chairperson, SC-Service Chairperson

*** - Abbreviation: N/R - Never reported using the Lions Clubs website, N/A - Not applicable, No password registered for the Lions Clubs website.

**** - Abbreviation: N - New, IP - Immediate Past, R - Repeat.



Club Health Assessment for District 103CS through April 2025

			Status	Membership							Reports					Finance		LCIF
Club Number	Club Name	Charter Date		Current Member Count	YTD Members Added	YTD Members Dropped	YTD Net Growth	YTD Net Growth%	Member Count 12 Months Ago	Avg. length of service for dropped members	Months Since Last MMR ***	Yrs. Since Last Officer Report	President Rotation	Vice President Reported ****	Months Since Last Activity Report ***	Account Balance	Donations for current Fiscal Year	
			Number of times on status quo within last two years	If below 15 members appears			If net loss is greater than 20% appears			If no report in 3 months appears in			When more than one year appears in	Number of repeat terms	Notes the officers that do not have an active	If no report at 12 months appears in red		
Clubs less than two years old																		
180466	Le Puy Trois Rocs	01/30/2025	Newly Chartered	24	24	0	24	100.00%	0		1			N	S,T,M,VP,SC	N/A		
Clubs more than two years old																		
104074	ALBERTVILLE LES QUATRE VALLEES	12/04/2008	Active	14	3	3	0	0.00%	14	12	0			N	SC	2	\$2,092.87	
19105	ALBERTVILLE OLYMPIQUE	04/19/1958	Active	27	1	1	0	0.00%	28	37	0			N	VP	1	\$2,852.29	
67264	ALLAGNON VAL D'ALLIER	02/05/2003	Active	13	0	1	-1	-7.14%	14	2	0			N	T,SC	N/A	\$156.73	
19106	AMBERT EN LIVRADOIS	10/31/1967	Active	41	0	0	0	0.00%	40		0			N		10		
Exc Award (06/30/2018, 06/30/2024)																		
19107	ANNECY	12/03/1952	Active	45	3	2	1	2.27%	44	38	0				VP,SC	22		
50641	ANNECY IMPERIAL	06/12/1990	Active	26	0	2	-2	-7.14%	29	14	0			N		11	\$3,134.64	
Exc Award (06/30/2024)																		
36475	ANNECY LAC	01/23/1979	Active	30	3	2	1	3.45%	30	26	1			N		10	\$1,561.93	
19108	ANNEMASSE-GENEVOIS	11/21/1952	Active	33	0	1	-1	-2.94%	35	60	0			N		2	\$162.05	
19169	ANNONAY ARDECHE	05/18/1960	Active	72	0	1	-1	-1.37%	73	19	0			N		3	\$73.61	
105648	ANNONAY ROCHE DES VENTS	06/01/2009	Active	28	0	1	-1	-3.45%	30	2	0			N		10		
43502	AUBENAS BAS VIVARAIS	02/08/1984	Active	22	1	1	0	0.00%	22	5	1			N	SC	24+	\$1,201.61	
49323	AUBENAS PRIVAS	03/18/1989	Active	19	1	0	1	5.56%	18		0			IP		5	\$419.61	
19174	AUBENAS VALS DOYEN	03/07/1957	Active	26	0	1	-1	-3.70%	26	10	2			N	M,SC	N/A	\$62.48	
68722	BEAUMONT VAL D'ARTIERE	04/28/2003	Active	16	2	3	-1	-5.88%	19	19	0			N		11	\$156.73	
19113	BELLEGARDE	03/17/1962	Active	13	0	1	-1	-7.14%	14	3	4			N	M	13	\$324.10	
19116	BELLEY	10/05/1955	Active	17	1	1	0	0.00%	18	3	0			N	M,SC	6	\$520.64	
50533	BOEN PAYS D'URFE	05/16/1990	Active	15	0	1	-1	-6.25%	16	25	0			N	T,VP,SC	N/A	\$313.46	
42809	BOURG EN BESSE BOURG-BROU	06/29/1983	Active	19	1	1	0	0.00%	20	31	0				M,VP	10	\$481.84	
50509	BOURG EN BRESSE BOURG SPIRALES	05/08/1990	Active	19	4	2	2	11.76%	17	20	0			N	SC	9		




Club Health Assessment for District 103CS through April 2025

			Status	Membership							Reports					Finance		LCIF
Club Number	Club Name	Charter Date		Current Member Count	YTD Members Added	YTD Members Dropped	YTD Net Growth	YTD Net Growth%	Member Count 12 Months Ago	Avg. length of service for dropped members	Months Since Last MMR ***	Yrs. Since Last Officer Report	President Rotation	Vice President Reported ****	Months Since Last Activity Report ***	Account Balance	Donations for current Fiscal Year	
			Number of times on status quo within last two years	If below 15 members appears				If net loss is greater than 20% appears			If no report in 3 months appears in	When more than one year appears in	Number of repeat terms	Notes the officers that do not have an active	If no report at 12 months appears in red			
19115	BOURGOIN PORTE DE L'ISERE	03/03/1958	Active	34	1	1	0	0.00%	34	30	0			N SC	12			
42296	BRIOUDE Exc Award (06/30/2018)	02/07/1983	Active	21	0	1	-1	-4.55%	22	37	0			N	4		\$1,728.96	
59412	CHAMALIÈRES DÔMES	04/23/1997	Active	13	0	1	-1	-7.14%	14	21	0		2	N T,M	10			
30962	CHAMBERY AIX LE REVARDE Exc Award (06/30/2019)	06/17/1975	Active	32	3	1	2	6.67%	30	24	0			N SC	3		\$1,678.52	
55010	CHAMBERY AIX SABAUDIA Exc Award (06/30/2018)	11/02/1993	Active	12	1	2	-1	-7.69%	13	6	0			VP,SC	0		\$784.97	
19104	CHAMBERY-AIX-LES-BAINS DOYN LC	01/13/1951	Active	25	2	3	-1	-3.85%	27	4	0			N	1		\$78.04	
154176	Clermont Faille de limagne	04/11/2023	Active	23	2	2	0	0.00%	21	8	0			N	10			
19121	CLERMONT FERRAND DOYEN	02/16/1952	Active	30	3	2	1	3.45%	30	25	0			N	1			
50062	CLERMONT GERGOVIE	12/27/1989	Active	16	1	2	-1	-5.88%	17	25	0			N	5		\$1,002.31	
42810	CLERMONT VOLCANS Exc Award (06/30/2018)	06/29/1983	Active	22	2	1	1	4.76%	21	29	0			VP	24+		\$313.46	
106901	COURCHEVEL TARENDAISE	11/19/2009	Active	23	0	0	0	0.00%	23		7			N	9			
53855	COURNON D'Auvergne COUR RI D'A	12/01/1992	Active	18	3	2	1	5.88%	20	17	0			N	5			
54298	CREST VAL DE DROME	03/31/1993	Active	14	2	3	-1	-6.67%	15	31	4		2	VP,SC	24+			
42297	DE DOMBES	02/07/1983	Active	9	0	0	0	0.00%	9		0		2	VP,SC	9			
35773	FAUCIGNY Exc Award (06/30/2023)	06/26/1978	Active	34	2	0	2	6.25%	32		0			N	10			
46052	GRENOBLE DAUPHINS	04/30/1986	Active	17	0	1	-1	-5.56%	18	13	0			P,VP	23		\$1,768.49	
19127	GRENOBLE DOYEN	01/15/1953	Active	38	0	1	-1	-2.56%	39	3	0			N	5		\$1,016.37	
55747	GRENOBLE PORTE DE FRANCE	05/19/1994	Active	14	1	0	1	7.69%	16		1			N	15		\$1,417.02	
19126	GRENOBLE STENDHAL OLYMPIQUE	01/31/1972	Active	9	0	0	0	0.00%	9		2			VP	24+		\$891.23	
19130	ISSOIRE	06/16/1966	Active	32	1	1	0	0.00%	32	12	0			N	10		\$2,096.47	



Club Health Assessment for District 103CS through April 2025

			Status	Membership							Reports					Finance	LCIF	
Club Number	Club Name	Charter Date		Current Member Count	YTD Members Added	YTD Members Dropped	YTD Net Growth	YTD Net Growth%	Member Count 12 Months Ago	Avg. length of service for dropped members	Months Since Last MMR ***	Yrs. Since Last Officer Report	President Rotation	Vice President Reported ****	Months Since Last Activity Report ***	Account Balance	Donations for current Fiscal Year	
			Number of times on status quo within last two years	If below 15 members appears				If net loss is greater than 20% appears			If no report in 3 months appears in	When more than one year appears in	Number of repeat terms	Notes the officers that do not have an active	If no report at 12 months red			
34212	LA BOURBOULE SANCY L C	06/27/1977	Active	19	0	0	0	0.00%	19		4		2	VP	24+			
147783	La Tour Collines Du Dauphine	08/25/2021	Active	21	0	2	-2	-8.70%	23	10	3			N	23		\$525.79	
31465	LE FOREZ MONTBRISON	12/30/1975	Active	31	7	0	7	29.17%	26		0			N	2		\$1,204.96	
Exc Award (06/30/2023)																		
19199	LE PUY EN VELAY	11/16/1957	Active	36	1	3	-2	-5.26%	38	12	0			N	10		\$313.46	
64494	LYON AEROPORT	06/30/2001	Active	20	1	2	-1	-4.76%	21	21	0			N	6		\$324.10	
146281	Lyon Avenir	06/01/2021	Active	20	1	0	1	5.26%	19		0			N	13			
30076	LYON BELLECOUR ET SUD	12/30/1974	Active	44	3	7	-4	-8.33%	46	9	0			N	4		\$1,481.58	
31629	LYON BROTTAUX PART-DIEU	01/28/1976	Active	16	1	0	1	6.67%	16		0			N	2		\$52.06	
19136	LYON CLUB DOYEN	06/02/1953	Active	26	2	2	0	0.00%	26	21	0			R	18		\$944.76	
65409	LYON CONFLUENCES NEW CENTURY	05/30/2002	Active	15	0	0	0	0.00%	15		0			N	M	24+		
19138	LYON EST	10/06/1964	Active	18	0	1	-1	-5.26%	19	13	0			N	11		\$1,041.28	
34213	LYON HORIZON	06/27/1977	Active	28	6	3	3	12.00%	25	21	0		2	N	2		\$2,563.07	
44855	LYON LAFAYETTE	04/08/1985	Active	13	0	0	0	0.00%	13		0			VP,SC	1		\$156.73	
31216	LYON MONT D'OR	09/29/1975	Active	26	4	1	3	13.04%	23	1	0			N	10		\$1,051.58	
35377	LYON VAL D'AZERGUES L C	04/17/1978	Active	21	0	1	-1	-4.55%	22	3	0		2	VP	10		\$313.46	
19141	LYON WEST	01/27/1960	Active	56	1	2	-1	-1.75%	57	41	0			N	11		\$4,819.87	
84621	LYON-CHARBONNIERES	04/06/2005	Active	20	0	4	-4	-16.67%	22	5	0			N	10		\$2,076.26	
124740	Meylan Belledonne	04/22/2015	Active	11	2	0	2	22.22%	10		0			VP	10		\$930.32	
19143	MONT BLANC	03/07/1956	Active	29	1	0	1	3.57%	28		0			N	0		\$4,192.94	
Exc Award (06/30/2019)																		
19207	MONTELMAR MISTRAL	05/11/1956	Active	24	4	2	2	9.09%	23	2	0			N	P	10		\$2,361.04
43158	MONTELMAR RIVES DU RHONE	11/08/1983	Active	29	2	1	1	3.57%	26	37	0			R	4		\$2,248.94	
Exc Award (06/30/2017, 06/30/2023)																		
19157	MONTS BEAUJOLAIS L C	02/08/1957	Active	10	1	1	0	0.00%	9	5	0		2	N	SC	22		



Club Health Assessment for District 103CS through April 2025

Club Number	Club Name	Charter Date	Status	Membership							Reports					Finance	LCIF
				Current Member Count	YTD Members Added	YTD Members Dropped	YTD Net Growth	YTD Net Growth%	Member Count 12 Months Ago	Avg. length of service members	Months Since Last MMR ***	Yrs. Since Last Officer Report	President Rotation	Vice President Reported ****	Months Since Last Activity Report ***	Account Balance	Donations for current Fiscal Year
			Number of times on status quo within last two years	If below 15 members appears				If net loss is greater than 20% appears			If no report in 3 months appears in	When more than one year appears in	Number of repeat terms	Notes the officers that do not have an active	If no report at 12 months red		
45593	NEUVILLE VAL DE SAONE	12/30/1985	Active	29	0	2	-2	-6.45%	30	14	0			VP	24+		\$8,174.61
53156	OYONNAX NANTUA SECILI	05/27/1992	Active(1)	7	0	1	-1	-12.50%	8	33	0		2	N	T,M,SC	10	\$156.73
19151	PEROUGES	12/03/1957	Active	21	2	1	1	5.00%	19	19	0			N		1	\$525.79
	Exc Award (06/30/2018)																
36476	PONT LA TOUR L C	01/31/1979	Active	13	0	2	-2	-13.33%	14	6	0			IP		3	\$1,466.19
	Exc Award (06/30/2023)																
19153	RIOM	02/16/1968	Active	16	1	2	-1	-5.88%	17	13	0			N		2	\$1,153.42
	Exc Award (06/30/2023)																
19216	ROANNE	10/16/1957	Active	24	1	0	1	4.35%	23		1			N		5	\$1,048.23
19221	SAINT ETIENNE EUROPE TROIS VALLEES	04/27/1966	Active	45	22	5	17	60.71%	29	8	0			N		11	\$1,521.58
36727	SAINT ETIENNE MONT PILAT	03/19/1979	Active	21	0	0	0	0.00%	22		0			N	SC	12	\$736.11
32013	SAINT PERAY GUILHERAND GRANGES	04/06/1976	Active	28	4	0	4	16.67%	25		0			N	M	6	
68961	SAVOIE LAMARTINE	06/11/2003	Active	13	0	1	-1	-7.14%	13	11	0			S,VP		4	\$315.48
43503	ST JEAN DE MAURIENNE VAL D ARC	02/08/1984	Active	13	2	2	0	0.00%	12	5	1			VP,SC		8	
19224	ST VALLIER ST RAMBERT	06/29/1970	Active	17	8	1	7	70.00%	10	31	0		2	N	M,SC	10	
19229	TAIN TOURNON L C	04/17/1967	Active	8	1	11	-10	-55.56%	20	12	0			VP		7	\$472.21
19156	THIERS	03/01/1955	Active	33	3	2	1	3.13%	34	9	0			N		12	\$162.05
62898	THONON LAC ET MONTAGNES	03/13/2000	Active	29	1	1	0	0.00%	29	25	0			N		10	
19158	THONON-EVIAN-LES-BAINS	01/22/1953	Active	34	1	2	-1	-2.86%	35	5	0			N	VP	10	\$55.41
19159	TREVOUX	11/25/1957	Active	17	2	2	0	0.00%	17	2	0			N		2	\$420.64
40642	VALENCE DAUPHIN	12/15/1981	Active	33	4	1	3	10.00%	31	6	1			N		4	\$3,190.75
	Exc Award (06/30/2024)																
48210	VALENCE DEUX RIVES	03/07/1988	Active	18	0	4	-4	-18.18%	22	13	1			N	M,SC	10	\$525.79
19232	VALENCE DROME	10/22/1951	Active	33	1	2	-1	-2.94%	32	18	0			N		6	\$728.90
136234	Valence Romans Horizons	08/17/2018	Cancelled(6*)	0	0	0	0	0.00%	13		8	1	None	P,S,T,M,VP SC	22		



Club Health Assessment for District 103CS through April 2025

Club Number	Club Name	Charter Date	Status	Membership							Reports					Finance	LCIF
				Current Member Count	YTD Members Added	YTD Members Dropped	YTD Net Growth	YTD Net Growth%	Member Count 12 Months Ago	Avg. length of service for dropped members	Months Since Last MMR ***	Yrs. Since Last Officer Report	President Rotation	Vice President Reported ****	Months Since Last Activity Report ***	Account Balance	Donations for current Fiscal Year
			Number of times on status quo within last two years	If below 15 members appears				If net loss is greater than 20% appears			If no report in 3 months appears	When more than one year appears in	Number of repeat terms	Notes the officers that do not have an active	If no report at 12 months appears in red		
19163	VIENNE	03/01/1958	Active	14	0	1	-1	-6.67%	15	20	1			S,VP	12		
119234	VIENNE LES 7 COLLINES	04/25/2013	Active	17	0	1	-1	-5.56%	15	4	0		2	N	10		
39424	VILLAGES BEAUJOLAIS L C	02/27/1981	Active	23	3	1	2	9.52%	21	15	0			N	0		\$2,092.87
19164	VILLEFRANCHE	05/12/1956	Active	40	2	3	-1	-2.44%	41	3	0		2	N	7		\$2,092.87
	Exc Award (06/30/2023)																
35591	VOIRON	05/26/1978	Active	27	3	2	1	3.85%	27	42	0			N	5		\$44.69

Clubs Cancelled Previous Fiscal Year – Clubs Cancelled within last 12 months may be reinstated

Club Number	Club Name	Charter Date	Current Status*	Cancellation Date
19217	ROMANS-BOURG DE PEAGE	03/10/1969	Cancelled(6*)	07/29/2023

Current Total Clubs Count	YTD New Clubs Count	YTD Cancelled Clubs Count	YTD Net Club Gain	Current Total Members Count	YTD Add	YTD Drop	YTD Net Growth	YTD Net Growth %	Member Count 12 Months Ago	Average Member Count Per Club	% of Clubs with less than 20 members	% No MMR in 3 Months	% No Officer Report in 12 Months	% of Clubs with balance 90+ days	Number of Clubs in Status Quo	% Status Quo Clubs in Financial Suspension	Number of Cancelled Clubs	Average Cancelled Club Age	Members Lost Due to Cancellation	% of Clubs Cancelled for Non-Financial Reasons
87	1	1	0	2,061	166	131	35	1.73%	2,049	24	41%	6%	0%	0%	0	0%	1	60	0	100%

* - P - Priority Club. Cancellation Reasons: 1-Objectives/conduct, 2-Non-active club, 5-Non-existing club, 6-Disbanding, 7-Merger, 8-Financial Suspension, 9-District/Multiple District Dues.

** - Abbreviation: P-President, S-Secretary, T-Treasurer, M-Member Chairperson, VP-First Vice President, MC-Communications Chairperson, SC-Service Chairperson

*** - Abbreviation: N/R - Never reported using the Lions Clubs website, N/A - Not applicable, No password registered for the Lions Clubs website.

**** - Abbreviation: N - New, IP - Immediate Past, R - Repeat.



Club Health Assessment for District 103CW through April 2025

			Status	Membership							Reports					Finance		LCIF
Club Number	Club Name	Charter Date		Current Member Count	YTD Members Added	YTD Members Dropped	YTD Net Growth	YTD Net Growth%	Member Count 12 Months Ago	Avg. length of service for dropped members	Months Since Last MMR ***	Yrs. Since Last Officer Report	President Rotation	Vice President Reported ****	Months Since Last Activity Report ***	Account Balance	Donations for current Fiscal Year	
			Number of times on status quo within last two years	If below 15 members appears				If net loss is greater than 20% appears			If no report in 3 months appears in	When more than one year appears in	Number of repeat terms		Notes the officers that do not have an active	If no report at 12 months appears in red		
Clubs less than two years old																		
156820	Challans Sable et Marais	12/11/2023	Active	15	3	1	2	15.38%	16	6	0		2	R	13			\$216.91
171919	Cognac Passion Oenologie	05/30/2024	Active	14	2	8	-6	-30.00%	0	1	0		None		P,S,M,VP,SC	N/R		
154900	Confolens Val de Vienne	06/22/2023	Active	17	3	0	3	21.43%	18		0				VP	5		\$108.46
156103	Cozes en Saintonge	11/20/2023	Active	15	3	0	3	25.00%	12		0		2		VP,SC	N/A		\$1,115.08
157122	Cussac-Oradour Ouest Limousin	01/19/2024	Active	24	4	1	3	14.29%	25	20	0			N	VP	N/R		\$670.24
178380	Limousin Automobile	09/16/2024	Active	17	23	6	17	100.00%	0	1	0				M,VP,SC	N/R		
Clubs more than two years old																		
43901	AIXE SUR VIENNE	05/30/1984	Active	10	0	2	-2	-16.67%	14	25	0			N	S,SC	7		
19287	ANGOULEME DOYEN	09/25/1956	Active	23	2	5	-3	-11.54%	26	12	0			N	M	4		\$1,084.57
49324	ANGOULEME MARGUERITE	03/20/1989	Active	19	1	1	0	0.00%	18	11	0			N	SC	10		\$210.32
59858	ANGOULEME RENAISSANCE	07/07/1997	Active	19	0	0	0	0.00%	19		0			N		2		\$1,051.58
19288	ANGOULEME VALOIS	04/06/1970	Active	18	1	2	-1	-5.26%	19	5	0				S,VP,SC	14		
41519	AUBUSSON	06/21/1982	Active	13	4	1	3	30.00%	10	1	0			N	SC	7		
37841	BELLAC GARTEMPE	12/18/1979	Active	20	1	2	-1	-4.76%	22	5	0			N	SC	0		\$535.40
Exc Award (06/30/2023)																		
105151	BOURGANEUF	04/03/2009	Active	10	2	0	2	25.00%	8		0		2		VP,SC	5		\$167.26
Exc Award (06/30/2023)																		
55412	BOUSSAC	03/18/1994	Active	13	1	1	0	0.00%	12	1	2		None		P,T,M,VP,SC	5		\$905.39
19302	BRESSUIRE	11/23/1965	Active	24	3	0	3	14.29%	22		0			N		4		
138331	Châtelailon-Plage	05/29/2019	Active	25	3	3	0	0.00%	25	5	0		None		P,S,T,M,VP SC	5		
19304	CHATELLERAULT	06/27/1956	Active	18	2	1	1	5.88%	17	0	0			N	SC	11		
19305	CHATELLERAULT FUTURSCOPE	01/15/1974	Active	17	2	2	0	0.00%	17	7	0				VP	2		
37168	CHAUVIGNY	05/29/1979	Active	5	0	1	-1	-16.67%	6	1	3		2		VP,SC	11		
19306	COGNAC JARNAC L C	09/26/1956	Active	26	1	3	-2	-7.14%	29	16	0			N	M	15		\$542.28



Club Health Assessment for District 103CW through April 2025

			Status	Membership							Reports					Finance		LCIF
Club Number	Club Name	Charter Date		Current Member Count	YTD Members Added	YTD Members Dropped	YTD Net Growth	YTD Net Growth%	Member Count 12 Months Ago	Avg. length of service for dropped members	Months Since Last MMR ***	Yrs. Since Last Officer Report	President Rotation	Vice President Reported ****	Months Since Last Activity Report ***	Account Balance	Donations for current Fiscal Year	
			Number of times on status quo within last two years	If below 15 members appears				If net loss is greater than 20% appears			If no report in 3 months appears in	When more than one year appears in	Number of repeat terms	Notes the officers that do not have appears in an active	If no report at 12 months red			
50153	COGNAC JEANNE D'ALBRET	02/05/1990	Active	17	1	1	0	0.00%	17	7	0			N SC	4		\$3,259.92	
43763	CUSSAC VAL DE TARDOIRE	04/09/1984	Active	17	3	0	3	21.43%	14		0			N	10		\$900.24	
	Exc Award (06/30/2018)																	
38652	FONTENAY-BAS POITOU L C	06/12/1980	Active	20	2	0	2	11.11%	19		0			N	10			
19254	GUERET CREUSE	03/08/1957	Active	21	1	4	-3	-12.50%	25	4	0			N	1			
	Exc Award (06/30/2018, 06/30/2023)																	
46735	ILE DE RE	12/15/1986	Active	23	1	3	-2	-8.00%	24	14	0			N P	10		\$5,336.28	
32742	ILE D'OLERON	09/21/1976	Active	16	3	0	3	23.08%	16		0			P,M,VP,SC	24+		\$2,125.85	
59999	ISLE VAL DE L'AURENCE	10/01/1997	Active	23	3	0	3	15.00%	20		0		2	N	1		\$784.84	
	Exc Award (06/30/2018, 06/30/2023)																	
33556	JONZAC	03/31/1977	Active	19	0	0	0	0.00%	18		0		2	VP	1		\$1,084.57	
19310	LA ROCHE SUR YON	04/01/1958	Active	36	3	7	-4	-10.00%	39	25	0			N T,SC	10		\$1,626.85	
19309	LA ROCHELLE	01/31/1957	Active	40	5	1	4	11.11%	38	15	0			VP	5		\$2,125.85	
82393	LA ROCHELLE AUNIS	06/30/2004	Active	17	4	1	3	21.43%	14	16	0			N	1		\$1,811.94	
32961	LA ROCHELLE OCEAN	11/10/1976	Active	41	4	2	2	5.13%	42	24	0			N	2		\$2,125.85	
60658	LA ROCHELLE PERNELLE AUFFREDY	04/16/1998	Active	9	0	3	-3	-25.00%	12	5	0			VP,SC	5			
34972	LA SOUTERRAINE	01/31/1978	Active	26	2	0	2	8.33%	23		0			N	1		\$1,610.36	
134619	La Tremblade-Presqu?île d'Arvert	04/25/2018	Active	7	0	0	0	0.00%	8		0		2	N	10		\$104.64	
19313	LES HERBIERS	04/20/1966	Active	24	3	0	3	14.29%	22		0			N P	0		\$2,971.87	
19314	LES SABLES D OLONNE	07/16/1957	Active	45	3	2	1	2.27%	45	28	0			N P	4		\$4,249.23	
19258	LIMOGES BRIANCE	10/22/1971	Active	14	0	3	-3	-17.65%	17	12	1			VP,SC	10			
47872	LIMOGES CELADON	11/16/1987	Active	24	2	0	2	9.09%	23		0			N VP	1		\$2,438.52	
	Exc Award (06/30/2018, 06/30/2020)																	
52948	LIMOGES RENAISSANCE	04/23/1992	Active	21	1	0	1	5.00%	20		0			N M,SC	5		\$702.76	
	Exc Award (06/30/2018)																	
37593	LIMOGES SAINT MARTIAL	10/04/1979	Active	30	3	1	2	7.14%	28	2	0			N	5		\$2,083.40	



Club Health Assessment for District 103CW through April 2025

			Status	Membership							Reports					Finance		LCIF
Club Number	Club Name	Charter Date		Current Member Count	YTD Members Added	YTD Members Dropped	YTD Net Growth	YTD Net Growth%	Member Count 12 Months Ago	Avg. length of service for dropped members	Months Since Last MMR ***	Yrs. Since Last Officer Report	President Rotation	Vice President Reported ****	Months Since Last Activity Report ***	Account Balance	Donations for current Fiscal Year	
			Number of times on status quo within last two years	If below 15 members appears				If net loss is greater than 20% appears			If no report in 3 months appears in	When more than one year appears in	Number of repeat terms		Notes the officers that do not have an active	If no report at 12 months appears in red		
Exc Award (06/30/2018)																		
19316	LOUDUN	03/24/1972	Active	20	6	0	6	42.86%	15		0			N	1		\$481.18	
19318	LUCON	06/11/1965	Active	22	1	1	0	0.00%	22	9	0			N	7		\$5,950.33	
32640	LUSSAC-LES-CHATEAUX VAL DE V G	07/28/1976	Active	16	0	1	-1	-5.88%	17	29	0			N	5			
35774	MARENNES	06/26/1978	Active	20	2	1	1	5.26%	19	36	0			N	5		\$3,405.09	
Exc Award (06/30/2019, 06/30/2021, 06/30/20)																		
43762	MELLE-PAYS MELLOIS	04/27/1984	Active	11	0	1	-1	-8.33%	14	41	0			N	SC	11		
19323	MONTAIGU	05/29/1970	Active	18	0	0	0	0.00%	18		4			N		11	\$841.27	
140443	Montbron Bandiat-Tardoire	01/06/2020	Active	19	5	5	0	0.00%	18	3	0		2	R	P	14	\$315.48	
62535	NIORT DONJON	12/01/1999	Active	18	0	4	-4	-18.18%	22	9	0			N	M,SC	15	\$1,412.70	
19325	NIORT DOYEN	03/02/1961	Active	24	2	1	1	4.35%	23	20	0			N		0	\$3,251.23	
41520	NIORT VENISE VERTE	06/09/1982	Active	16	3	0	3	23.08%	14		0				VP	12	\$520.24	
127261	Oradour Sur Glane	04/12/2016	Active	9	1	0	1	12.50%	8		1			R	SC	10	\$312.39	
19327	PARTHENAY	03/07/1959	Active	17	0	0	0	0.00%	18		0			N	SC	2	\$1,041.28	
19333	POITIERS	09/17/1957	Active	28	3	1	2	7.69%	26	18	0			N		N/R		
67462	POITIERS ALIENOR D'AQUITAINE	03/11/2003	Active	13	0	0	0	0.00%	13		0			N	M	5	\$55.75	
19334	POITIERS VAL DE BOIVR	03/20/1970	Active	32	3	1	2	6.67%	28	0	0			N	SC	5	\$1,382.65	
145607	Pons Haute Saintonge Ouest	03/10/2021	Active	23	1	0	1	4.55%	23		0			N	SC	12	\$1,239.25	
149737	Pont L Abbe D Arnoult	01/31/2022	Active	14	0	1	-1	-6.67%	14	3	4		3	N		N/R		
34032	POUZAUGES BOCAGE L C	06/07/1977	Active	13	0	0	0	0.00%	13		0			N	SC	11		
19336	ROCHEFORT-SUR-MER	10/29/1955	Active	31	3	2	1	3.33%	28	8	0			N	P	2	\$854.67	
44857	ROUILLAC	04/18/1985	Active	19	2	3	-1	-5.00%	20	9	0			N		3	\$1,084.57	
60337	ROYAN COTE ATLANTIQUE	02/04/1998	Active	14	2	4	-2	-12.50%	17	16	0				VP,SC	12	\$208.54	
19337	ROYAN DOYEN	01/20/1956	Active	33	6	3	3	10.00%	30	14	0			N	T,SC	10	\$50.00	
33439	SAINT JUNIEN	03/16/1977	Active	21	0	0	0	0.00%	19		0			N		10	\$3,269.17	



Club Health Assessment for District 103CW through April 2025

Club Number	Club Name	Charter Date	Status	Membership							Reports					Finance	LCIF
				Current Member Count	YTD Members Added	YTD Members Dropped	YTD Net Growth	YTD Net Growth%	Member Count 12 Months Ago	Avg. length of service for dropped members	Months Since Last MMR ***	Yrs. Since Last Officer Report	President Rotation	Vice President Reported ****	Months Since Last Activity Report ***	Account Balance	Donations for current Fiscal Year
			Number of times on status quo within last two years	If below 15 members appears				If net loss is greater than 20% appears			If no report in 3 months appears	When more than one year appears in	Number of repeat terms	Notes the officers that do not have an active	If no report at 12 months appears in red		
31662	SAINT YRIEIX	02/03/1976	Active	13	0	4	-4	-23.53%	18	8	0			N	6		
19341	SAINTES CHARENTE	10/27/1955	Active	20	0	0	0	0.00%	20		0			N	7		\$520.64
84049	SAINTES VALLEE ROMANE	11/02/2004	Active	15	1	4	-3	-16.67%	19	1	0			N	10		\$313.93
37956	SAINT-GILLES CROIX DE VIE	01/18/1980	Active	31	4	0	4	14.81%	29		0			N	5		\$2,664.13
	Exc Award (06/30/2016)																
51024	SAUJON VALLEE DE LA SEUDRE	10/31/1990	Active	18	2	0	2	12.50%	12		0		2	N	2		\$5,323.90
55506	SOLIGNAC EN LIMOUSIN	04/07/1994	Active	17	0	0	0	0.00%	18		0			N	4		\$433.83
19339	ST JEAN DANGELY	02/01/1962	Active	27	1	1	0	0.00%	26	42	0			N	0		\$2,661.95
	Exc Award (06/30/2023, 06/30/2024, 06/30/2025)																
44989	ST LEONARD DE NOBLAT	05/30/1985	Active	19	0	0	0	0.00%	19		0		2	N	4		
34971	TALMONT JARD LA TRANCHE	01/31/1978	Active	11	3	0	3	37.50%	8		1		2	R	24+		
19349	THOUARS PAYS THOUARSAIS	12/12/1970	Active	18	2	0	2	12.50%	16		0			N	10		
28148	VAL DE SEVRE	03/28/1974	Active	20	0	0	0	0.00%	20		1			VP	10		

Clubs Cancelled Previous Fiscal Year – Clubs Cancelled within last 12 months may be reinstated

Club Number	Club Name	Charter Date	Current Status*	Cancellation Date
106972	COUHE VIVONNE VAL DE POITOU	12/07/2009	Cancelled(6*)	11/29/2023
51480	LA ROCHELLE PERTUIS	03/27/1991	Cancelled(6*)	01/29/2024

Current Total Clubs Count	YTD New Clubs Count	YTD Cancelled Clubs Count	YTD Net Club Gain	Current Total Members Count	YTD Add	YTD Drop	YTD Net Growth	YTD Net Growth %	Member Count 12 Months Ago	Average Member Count Per Club	% of Clubs with less than 20 members	% No MMR in 3 Months	% No Officer Report in 12 Months	% of Clubs with balance 90+ days	Number of Clubs in Status Quo	% Status Quo Clubs in Financial Suspension	Number of Cancelled Clubs	Average Cancelled Club Age	Members Lost Due to Cancellation	% of Clubs Non-Financial Reasons
76	1	0	1	1,512	158	106	52	3.56%	1,463	20	57%	4%	0%	0%	0	0%	0	0	0	0%



Club Health Assessment for District 103CW through April 2025

			Status	Membership							Reports					Finance	LCIF
Club Number	Club Name	Charter Date		Current Member Count	YTD Members Added	YTD Members Dropped	YTD Net Growth	YTD Net Growth%	Member Count 12 Months Ago	Avg. length of service for dropped members	Months Since Last MMR ***	Yrs. Since Last Officer Report	President Rotation	Vice President Reported ****	Months Since Last Activity Report ***	Account Balance	Donations for current Fiscal Year
			Number of times on status quo within last two years	If below 15 members appears				If net loss is greater than 20% appears			If no report in 3 months appears in	When more than one year appears in	Number of repeat terms	Notes the officers that do not have an active	If no report at 12 months appears in red		

* - P - Priority Club. Cancellation Reasons: 1-Objectives/conduct, 2-Non-active club, 5-Non-existing club, 6-Disbanding, 7-Merger, 8-Financial Suspension, 9-District/Multiple District Dues.
** - Abbreviation: P-President, S-Secretary, T-Treasurer, M-Member Chairperson, VP-First Vice President, MC-Communications Chairperson, SC-Service Chairperson
*** - Abbreviation: N/R - Never reported using the Lions Clubs website, N/A - Not applicable, No password registered for the Lions Clubs website.
**** - Abbreviation: N - New, IP - Immediate Past, R - Repeat.



Club Health Assessment for District 103SE through April 2025

			Status	Membership						Reports					Finance	LCIF	
Club Number	Club Name	Charter Date		Current Member Count	YTD Members Added	YTD Members Dropped	YTD Net Growth	YTD Net Growth%	Member Count 12 Months Ago	Avg. length of service for dropped members	Months Since Last MMR ***	Yrs. Since Last Officer Report	President Rotation	Vice President Reported ****	Months Since Last Activity Report ***	Account Balance	Donations for current Fiscal Year
			Number of times on status quo within last two years	If below 15 members appears				If net loss is greater than 20% appears			If no report in 3 months appears in	When more than one year appears in	Number of repeat terms	Notes the officers that do not have an active	If no report at 12 months appears in red		
Clubs less than two years old																	
154914	Aix-Marseille Universal	06/21/2023	Cancelled(6*)	0	0	0	0	0.00%	9		8	1	None	P,S,T,M,VP SC	N/R		
154383	Avignon Universal	06/20/2023	Cancelled(6*)	0	0	0	0	0.00%	23		8	1	None	P,S,T,M,VP SC	N/A		
154915	Camargue - Saintes-Maries de La Mer	06/26/2023	Cancelled(6*)	0	0	0	0	0.00%	11		8		None	P,S,T,M,VP SC	N/A		
156789	Courthézon Principauté	12/21/2023	Active(1)	15	1	9	-8	-34.78%	24	1	0			VP,SC	1	90+ Days	
181301	Gap Tallard Durance	03/14/2025	Newly Chartered	20	20	0	20	100.00%	0		1			VP,SC	N/A		
154391	Saint Hilaire de Brethmas Portes des Lumieres	06/09/2023	Active	22	1	0	1	4.76%	27		0		3	R M,SC	N/R	90+ Days	
Clubs more than two years old																	
19166	AIX-CEZANNE DOYEN Exc Award (06/30/2024)	04/06/1955	Active	28	6	2	4	16.67%	24	1	0		4	N SC	7		\$150.00
19167	ALES DOYEN	12/12/1957	Active	25	1	1	0	0.00%	26	25	0			N	10		\$1,084.57
51595	ALES FEMINA	04/26/1991	Active	17	0	0	0	0.00%	17		0			N	4		\$2,125.85
145690	Ales Passions Exc Award (06/30/2024)	04/30/2021	Active	54	7	9	-2	-3.57%	57	3	0			N	17		\$3,122.25
40150	ALES VALLEES DES GARDONS	06/15/1981	Active	28	3	0	3	12.00%	26		0			N	3	90+ Days	\$1,051.59
84868	ALLAUCH SABLINE DE PROVENCE	02/21/2005	Active	20	2	2	0	0.00%	16	5	0			N	10		\$1,040.49
56465	APT EN LUBERON Exc Award (06/30/2017)	01/24/1995	Active	20	2	0	2	11.11%	18		0			N	16	90+ Days	\$6,309.53
19171	ARLES CAMARGUE	06/15/1959	Active	24	0	2	-2	-7.69%	27	31	3			N	24+		\$3,132.56
51199	AUBAGNE GARLABAN Exc Award (06/30/2019)	01/23/1991	Active	20	4	1	3	17.65%	17	4	0			N	22		\$1,084.57
34310	AVIGNON CITE DES PAPES	07/21/1977	Active	25	10	3	7	38.89%	16	0	0		2	T,VP	1		\$324.10
19172	AVIGNON DOYEN	11/23/1957	Active	20	1	0	1	5.26%	20		0		2	M,VP	3		\$784.25
99366	AVIGNON GRAND EST	05/15/2007	Active	10	1	2	-1	-9.09%	11	1	0		2	R	10		\$312.15
42085	BAGNOLS VAL DE CEZE	12/29/1982	Active	19	0	0	0	0.00%	19		0			N SC	13		\$2,103.18



Club Health Assessment for District 103SE through April 2025

			Status	Membership							Reports					Finance	LCIF	
Club Number	Club Name	Charter Date		Current Member Count	YTD Members Added	YTD Members Dropped	YTD Net Growth	YTD Net Growth%	Member Count 12 Months Ago	Avg. length of service for dropped members	Months Since Last MMR ***	Yrs. Since Last Officer Report	President Rotation	Vice President Reported ****	Months Since Last Activity Report ***	Account Balance	Donations for current Fiscal Year	
			Number of times on status quo within last two years	If below 15 members appears				If net loss is greater than 20% appears			If no report in 3 months appears in	When more than one year appears in	Number of repeat terms	Notes the officers that do not have an active	If no report at 12 months red			
33147	BOLLENE-TRICASTIN L C	12/27/1976	Active	10	0	2	-2	-16.67%	12	1	0			N	VP	7		\$4,725.26
19179	BRIANCONNAIS	01/28/1964	Active	11	1	1	0	0.00%	12	5	0				VP	12		\$1,040.49
44300	CARNOUX-CALENDAL	10/26/1984	Cancelled(6*)	0	0	0	0	0.00%	10		8	1	None		P,S,T,M,VP SC	23		
19184	CARPENTRAS COMTAT VENAISSIN Exc Award (06/30/2023)	01/28/1958	Active	31	0	8	-8	-20.51%	35	11	0			N	T	4		\$1,182.80
61747	CARRY SAUSSET COTE BLEUE	04/01/1999	Active	6	3	0	3	100.00%	4		0		2		VP,SC	N/R		\$1,590.78
19173	CASSIS LES CALANQUES LC	04/13/1967	Active	24	5	0	5	26.32%	20		0				VP	7		\$1,396.72
19185	CAVAILLON	06/14/1961	Active	17	0	0	0	0.00%	17		1			N	SC	N/A		\$3,121.46
51618	CHATEAURENARD EN PROVENCE	05/07/1991	Active	10	2	4	-2	-16.67%	11	4	2				VP	N/A		
19187	DIGNE-LES-BAINS	12/13/1962	Active	37	2	3	-1	-2.63%	37	38	1			N	P	12		\$1,219.11
63114	EMBRUN VAL DURANCE	05/01/2000	Active	17	2	0	2	13.33%	18		0			N	SC	0		\$1,040.48
98843	GARDANNE EN PROVENCE	03/20/2007	Active	14	1	0	1	7.69%	13		3			N		24+		
19191	HAUTE CEVENNE L C	02/16/1970	Active	8	0	3	-3	-27.27%	11	2	1			N	SC	7		\$958.79
42675	ISLE SUR SORGUE VERTES EAUX	05/31/1983	Active	6	1	2	-1	-14.29%	8	11	3			N	S,M,SC	N/A		\$846.01
133609	Istres	01/10/2018	Active	25	1	4	-3	-10.71%	28	7	0				VP,SC	N/A		\$640.85
49879	LA CIOTAT LUMIERES Exc Award (06/30/2023, 06/30/2024)	10/02/1989	Active	38	1	4	-3	-7.32%	38	13	0			N		9		\$2,136.16
45291	LA ROQUE LUBERON DURANCE	07/09/1985	Active(1)	14	0	1	-1	-6.67%	15	19	0			N		7		
19200	LE VIGAN-GANGES	04/07/1964	Active	11	2	2	0	0.00%	11	5	0			N	M,VP,SC	24+		
35206	LES BAUX DE PROVENCE	03/13/1978	Active(1)	11	1	2	-1	-8.33%	12	1	1		3	R		7		\$1,041.28
111044	LUBERON VIA DOMITIA	05/18/2011	Cancelled(6*)	0	0	0	0	0.00%	5		8	1	None		P,S,T,M,VP SC	24+		
19201	MANOSQUE	05/08/1962	Active	26	0	0	0	0.00%	26		0			N	T	5		\$4,428.39
38318	MARIGNANE ETANG DE BERRE	04/11/1980	Active	14	0	0	0	0.00%	14		0				VP,SC	0		\$1,540.37
19202	MARSEILLE	05/08/1952	Active	47	0	0	0	0.00%	48		0		2	R	SC	10		



Club Health Assessment for District 103SE through April 2025

			Status	Membership							Reports					Finance		LCIF
Club Number	Club Name	Charter Date		Current Member Count	YTD Members Added	YTD Members Dropped	YTD Net Growth	YTD Net Growth%	Member Count 12 Months Ago	Avg. length of service for dropped members	Months Since Last MMR ***	Yrs. Since Last Officer Report	President Rotation	Vice President Reported ****	Months Since Last Activity Report ***	Account Balance	Donations for current Fiscal Year	
			Number of times on status quo within last two years	If below 15 members appears				If net loss is greater than 20% appears			If no report in 3 months appears in	When more than one year appears in	Number of repeat terms	Notes the officers that do not have an active	If no report at 12 months red			
48374	MARSEILLE FONTAINE D'IVOIRE Exc Award (06/30/2018)	04/04/1988	Active	13	0	0	0	0.00%	13		0			N	5	90+ Days	\$854.43	
30859	MARSEILLE LACYDON	05/30/1975	Active	18	1	2	-1	-5.26%	19	33	0		3	N	10		\$832.60	
47831	MARSEILLE MAGUELONNE	11/13/1987	Active	18	0	0	0	0.00%	19		0			VP	10		\$741.57	
38653	MARSEILLE MASSILIA	06/19/1980	Active	14	1	0	1	7.69%	14		0			N	10		\$1,084.57	
54697	MARSEILLE METROPOLE	06/30/1993	Active	20	1	0	1	5.26%	19		0			N	0		\$863.21	
19204	MARSEILLE PROSPECTIVE	06/25/1964	Active	22	1	1	0	0.00%	21	53	0			N	10		\$2,125.06	
35960	MARSEILLE RESONANCE	07/31/1978	Active	24	2	0	2	9.09%	22		1			N	10			
44990	MARSEILLE SAINT JEAN	05/30/1985	Active	11	0	0	0	0.00%	15		0			VP	4			
19205	MARTIGUES	03/17/1965	Active	13	0	0	0	0.00%	14		0			N	10		\$1,375.31	
19212	NIMES	10/03/1957	Active	28	8	0	8	40.00%	20		0			VP	4		\$3,717.76	
120124	Nimes Alphonse Daudet Exc Award (06/30/2024)	08/27/2013	Active	14	0	9	-9	-39.13%	22	10	0			N	0	\$50.00		
33862	NIMES MAISON CARREE	05/06/1977	Active	7	0	0	0	0.00%	7		0		2	N	N/R			
34034	NYONS DROME PROVENCALE	06/14/1977	Active	18	1	0	1	5.88%	17		0			N	24+	\$162.05		
19213	ORANGE	04/22/1959	Active	22	0	0	0	0.00%	22		1			N	4			
61774	PARADOU LES ALPILLES Exc Award (06/30/2023)	04/16/1999	Active	21	1	1	0	0.00%	22	7	0			S,VP,SC	10	\$2,931.05		
101069	PAYS DE LA SAINTE BAUME Exc Award (06/30/2022)	01/28/2008	Active	19	1	3	-2	-9.52%	21	4	0			N	3	\$520.64		
47150	PLAN DE CUQUES ETOILE	04/15/1987	Active	35	0	1	-1	-2.78%	33	13	2			R	11			
40151	PONTS D'AVIGNON - VILLENEUVE - LES ANGLES	06/15/1981	Active	14	2	0	2	16.67%	12		0			N	10	\$1,084.57		
54721	ROGNAC-CHATEAUNEUF-BE RRE	07/09/1993	Cancelled(6*)	0	0	0	0	0.00%	6		8	1	None	P,S,T,M,VP SC	24+			
19222	SAINT GILLES	05/19/1970	Active	16	3	3	0	0.00%	16	2	1			N	5	90+ Days	\$4,814.44	
64543	SAINT MARTIN DE CRAU	06/30/2001	Active	25	2	0	2	8.70%	24		0			IP	3	\$3,143.67		



Club Health Assessment for District 103SE through April 2025

			Status	Membership							Reports					Finance		LCIF
Club Number	Club Name	Charter Date		Current Member Count	YTD Members Added	YTD Members Dropped	YTD Net Growth	YTD Net Growth%	Member Count 12 Months Ago	Avg. length of service for dropped members	Months Since Last MMR ***	Yrs. Since Last Officer Report	President Rotation	Vice President Reported ****	Months Since Last Activity Report ***	Account Balance	Donations for current Fiscal Year	
			Number of times on status quo within last two years	If below 15 members appears				If net loss is greater than 20% appears			If no report in 3 months appears in	When more than one year appears in	Number of repeat terms	Notes the officers that do not have an active	If no report at 12 months appears in red			
19168	SAINT REMY-LES ALPILLES Exc Award (06/30/2019)	05/12/1964	Active	23	6	2	4	21.05%	18	2	1		2	N	5		\$1,084.57	
19225	SALON DE PROVENCE	07/01/1959	Active	32	3	0	3	10.34%	29		0			N	SC	N/R	\$4,338.28	
43764	SOMMIERES VIDOURLE VAUNAGE Exc Award (06/30/2022)	04/23/1984	Active	29	3	0	3	11.54%	24		0			N	5		\$3,487.76	
51747	SORGUES OUEZE Exc Award (06/30/2018)	06/11/1991	Active	15	0	0	0	0.00%	18		1		2	N	SC	24+		
38072	UZES 1ER DUCHE DE FRANCE	02/27/1980	Active	21	2	1	1	5.00%	20	41	0			N	SC	24+		
44991	VAISON-VENTOUX	05/30/1985	Active	30	2	2	0	0.00%	30	6	0			N	5			
19235	VALREAS ENCLAVE DES PAPES PAYS DE GRIGNAN	12/14/1960	Active(1)	16	1	1	0	0.00%	16	64	0			M,VP,SC	23			

Clubs Cancelled Previous Fiscal Year – Clubs Cancelled within last 12 months may be reinstated

Club Number	Club Name	Charter Date	Current Status*	Cancellation Date
40643	BEUCAIRE TARASCON	12/30/1981	Cancelled(6*)	02/29/2024
103344	PERTUIS	11/05/2008	Cancelled(6*)	10/29/2023
46736	VAUVERT PETITE CAMARGUE	12/23/1986	Cancelled(6*)	07/29/2023

Current Total Clubs Count	YTD New Clubs Count	YTD Cancelled Clubs Count	YTD Net Club Gain	Current Total Members Count	YTD Add	YTD Drop	YTD Net Growth	YTD Net Growth %	Member Count 12 Months Ago	Average Member Count Per Club	% of Clubs with less than 20 members	% No MMR in 3 Months	% No Officer Report in 12 Months	% of Clubs with balance 90+ days	Number of Clubs in Status Quo	% Status Quo Clubs in Financial Suspension	Number of Cancelled Clubs	Average Cancelled Club Age	Members Lost Due to Cancellation	% of Clubs Cancelled for Non-Financial Reasons
63	1	6	-5	1,282	122	93	29	2.31%	1,326	20	49%	5%	0%	10%	0	0%	6	30	0	100%

* - P - Priority Club. Cancellation Reasons: 1-Objectives/conduct, 2-Non-active club, 5-Non-existing club, 6-Disbanding, 7-Merger, 8-Financial Suspension, 9-District/Multiple District Dues.

** - Abbreviation: P-President, S-Secretary, T-Treasurer, M-Member Chairperson, VP-First Vice President, MC-Communications Chairperson, SC-Service Chairperson

*** - Abbreviation: N/R - Never reported using the Lions Clubs website, N/A - Not applicable, No password registered for the Lions Clubs website.

**** - Abbreviation: N - New, IP - Immediate Past, R - Repeat.



Club Health Assessment for District 103 S through April 2025

			Status	Membership							Reports					Finance		LCIF
Club Number	Club Name	Charter Date		Current Member Count	YTD Members Added	YTD Members Dropped	YTD Net Growth	YTD Net Growth%	Member Count 12 Months Ago	Avg. length of service for dropped members	Months Since Last MMR ***	Yrs. Since Last Officer Report	President Rotation	Vice President Reported ****	Months Since Last Activity Report ***	Account Balance	Donations for current Fiscal Year	
			Number of times on status quo within last two years	If below 15 members appears				If net loss is greater than 20% appears			If no report in 3 months appears in	When more than one year appears in	Number of repeat terms		Notes the officers that do not have an active	If no report at 12 months appears in red		
Clubs less than two years old																		
156635	Albi Tarn Motors	11/28/2023	Active	19	8	6	2	11.76%	22	1	1		2	R		7		\$324.10
Exc Award (06/30/2024)																		
157700	Perpignan Roussillon	04/10/2024	Active	22	4	1	3	15.79%	20	2	0		None	N	P,S,T,M,SC	5		\$162.05
Clubs more than two years old																		
19236	AGDE	12/03/1965	Active	9	0	0	0	0.00%	10		0		3	R	M,SC	12		
19237	ALBI	04/07/1959	Active	31	0	1	-1	-3.13%	32	8	0			N		13		
65251	ALBI ISATIS	04/02/2002	Active	20	2	0	2	11.11%	19		0			N	SC	N/A		
78291	AUBAZINE VALLEE DU COIROUX	02/23/2004	Active	29	0	1	-1	-3.33%	30	20	0			N	SC	11		
19238	AUCH GASCOGNE	05/25/1956	Active	10	3	2	1	11.11%	11	35	1			N	S,M	24+		\$520.64
19239	AURILLAC	10/22/1956	Active	27	2	1	1	3.85%	28	1	0			N		2		\$5,206.42
77315	AUTERIVE LES 3 VALLEES	06/17/2003	Active	17	1	2	-1	-5.56%	18	16	0		4	N		12		
19281	BALMA VALLÉE DE L'HERS	06/20/1967	Active	24	3	3	0	0.00%	22	3	0		2	N		24+		\$215.98
50261	BEAUMONT DE LOMAGNE	03/02/1990	Active	15	0	0	0	0.00%	15		0		2	R	S,SC	10		\$1,104.86
19240	BEZIERS DOYEN	05/29/1956	Active	21	3	2	1	5.00%	25	9	0			N		5		\$3,764.16
47832	BRIVE DEUX SOURCES	11/12/1987	Active	17	7	1	6	54.55%	11	3	0				VP,SC	12		\$525.79
19241	BRIVE DOYEN	12/20/1954	Active	25	3	0	3	13.64%	22		0			R		6		
34293	BRIVE PAYS DE BRIVE	06/27/1977	Active	18	0	0	0	0.00%	17		0			N	SC	24+		\$324.10
103943	CABESTANY LE MAÎTRE ROMAN	11/13/2008	Active	8	0	0	0	0.00%	8		0		2		VP	22		
19242	CAHORS	06/28/1960	Active	24	3	2	1	4.35%	23	25	3		2	N	SC	7		\$981.34
19243	CARCASSONNE DOYEN	11/15/1956	Active	13	3	0	3	30.00%	11		0			N		7		\$525.79
58620	CARCASSONNE LA CITE	07/31/1996	Active	28	3	1	2	7.69%	26	0	0			N	SC	N/R		\$3,201.13
51619	CARCASSONNE LIBERTE	05/03/1991	Active	21	3	3	0	0.00%	20	12	2			N		24+		\$371.03
146211	Carcassonne Remparts	06/03/2021	Active	27	3	4	-1	-3.57%	29	4	1			N		2		\$1,959.55



Club Health Assessment for District 103 S through April 2025

			Status	Membership							Reports					Finance		LCIF
Club Number	Club Name	Charter Date		Current Member Count	YTD Members Added	YTD Members Dropped	YTD Net Growth	YTD Net Growth%	Member Count 12 Months Ago	Avg. length of service for dropped members	Months Since Last MMR ***	Yrs. Since Last Officer Report	President Rotation	Vice President Reported ****	Months Since Last Activity Report ***	Account Balance	Donations for current Fiscal Year	
			Number of times on status quo within last two years	If below 15 members appears				If net loss is greater than 20% appears			If no report in 3 months appears in	When more than one year appears in	Number of repeat terms	Notes the officers that do not have an active	If no report at 12 months red			
48725	CARCASSONNE TERRE D'AUDE	06/15/1988	Active	15	1	0	1	7.14%	14		0			N	24+		\$2,087.72	
134152	Castelnau Le Lez Sextantio	03/19/2018	Active	9	1	0	1	12.50%	11		0			N	P,SC 10		\$416.51	
32639	CASTELNAUDARY	07/19/1976	Active	53	0	1	-1	-1.85%	54	20	0			N	P 24+		\$1,180.32	
68676	CASTELNAUDARY GRAND LAURAGAIS	04/22/2003	Active	21	4	2	2	10.53%	19	2	0			N	4		\$836.12	
35207	CASTELSARRASIN	03/20/1978	Active	28	4	3	1	3.70%	26	34	0				VP 0		\$837.94	
Exc Award (06/30/2016)																		
19245	CASTRES MAZAMET	11/13/1956	Active	35	0	0	0	0.00%	35		0			N	12			
104898	CASTRES PASTEL	03/04/2009	Active	28	1	0	1	3.70%	27		3			N	P 10			
38654	CERET LIONS VALLESPIR ASPRES	06/29/1980	Active	10	1	1	0	0.00%	11	5	0			N	SC 7		\$20.00	
19248	DECAZEVILLE CRANSAC	11/12/1963	Active	17	0	0	0	0.00%	17		1		2	R	M,SC N/A		\$324.10	
36728	ESPALION HAUT ROUERGUE	03/19/1979	Active	16	2	1	1	6.67%	14	3	0			N	SC 4		\$520.24	
19249	FIGEAC	06/27/1964	Active	24	1	2	-1	-4.00%	25	45	0		2	N	5		\$1,566.28	
60318	FONT ROMEU MONTAGNE CATALANE	01/05/1998	Active	5	0	1	-1	-16.67%	6	27	0		3	R	24+			
19270	GAILLACOIS	06/12/1962	Active	18	2	0	2	12.50%	14		0			N	M,SC 24		\$315.48	
19251	GEVAUDAN L C	10/13/1965	Active	32	2	1	1	3.23%	31	4	1			N	SC N/A			
19252	GOURDON QUERCY L C	06/14/1965	Active	31	6	3	3	10.71%	29	0	0			N	5		\$3,912.34	
34214	GRND MTE-MONTELLIER-LITTORA	06/27/1977	Active	31	5	0	5	19.23%	27		0			N	P,SC 24+		\$5,257.94	
Exc Award (06/30/2018)																		
58864	JUVIGNAC	11/15/1996	Active	16	7	7	0	0.00%	17	2	0				VP,SC 24+			
Exc Award (06/30/2023)																		
19255	LAMALOU	05/23/1962	Active	8	0	0	0	0.00%	8		0		3		P,VP,SC N/A		\$2,162.55	
119246	LATTES PAYS D'OC	04/26/2013	Active	15	1	0	1	7.14%	17		0			N	SC 24+		\$1,041.28	
117171	LAVAUUR	06/21/2012	Active	17	1	5	-4	-19.05%	22	8	1			N	24+			
126221	Le Soler Porte du Canigou	11/30/2015	Active	12	2	6	-4	-25.00%	15	5	0			N	7		\$1,245.63	
122290	Leguevin Gascogne	06/16/2014	Active	12	4	0	4	50.00%	10		0				VP 1		\$1,566.28	



Club Health Assessment for District 103 S through April 2025

			Status	Membership						Reports					Finance		LCIF
Club Number	Club Name	Charter Date		Current Member Count	YTD Members Added	YTD Members Dropped	YTD Net Growth	YTD Net Growth%	Member Count 12 Months Ago	Avg. length of service for dropped members	Months Since Last MMR ***	Yrs. Since Last Officer Report	President Rotation	Vice President Reported ****	Months Since Last Activity Report ***	Account Balance	Donations for current Fiscal Year
			Number of times on status quo within last two years	If below 15 members appears				If net loss is greater than 20% appears			If no report in 3 months appears in	When more than one year appears in	Number of repeat terms	Notes the officers that do not have an active	If no report at 12 months appears in red		
32099	LEZIGNAN-LA CORBIERE L C	04/28/1976	Active	18	3	4	-1	-5.26%	19	10	0			N	SC	12	
34462	LIMOUX DOYEN	09/20/1977	Active	21	2	1	1	5.00%	21	6	0				VP,SC	24+	
51360	LIMOUX LA SEMILLANTE	02/25/1991	Active	16	0	1	-1	-5.88%	15	10	0		2		VP	2	\$837.15
100813	L'ISLE JOURDAIN PORTE DU GERS	12/18/2007	Active	11	0	0	0	0.00%	11		4			N	SC	1	\$2,081.77
68739	LODEVE COEUR D'HERAULT	05/19/2003	Active	16	2	2	0	0.00%	16	14	0			N		N/A	\$2,855.15
Exc Award (06/30/2023)																	
119418	MARVEJOLS PORTE D'AUBRAC	05/21/2013	Active	20	0	1	-1	-4.76%	20	1	0		2	N	M	N/A	\$2,514.69
19260	MILLAU SUD AVEYRON	11/19/1958	Active	34	1	2	-1	-2.86%	35	33	0			N	SC	10	\$3,121.46
33041	MIRANDE-ASTARAC L C	11/23/1976	Active	18	7	16	-9	-33.33%	27	6	0			IP	P,SC	24+	\$210.32
51620	MIREPOIX PAYS CATHARE	05/06/1991	Active	10	0	1	-1	-9.09%	11	5	0			N	SC	7	
32495	MOISSAC DOYEN	06/28/1976	Active	23	2	1	1	4.55%	23	8	1			N	T	4	\$1,051.58
19261	MONTAGNE NOIRE REVEL	07/30/1958	Active	15	0	0	0	0.00%	12		0		2		VP,SC	4	
19262	MONTAUBAN DOYEN	05/14/1956	Active	19	2	4	-2	-9.52%	21	17	0			N		12	
47873	MONTAUBAN LES TROIS PROVINCES	11/24/1987	Active	19	1	1	0	0.00%	18	22	0			N	SC	1	\$360.32
37694	MONTAUBAN-INGRES QUERCY	11/06/1979	Active	23	0	5	-5	-17.86%	27	15	0			N		10	
130730	Montferrier Saint Clement	04/19/2017	Cancelled(6*)	0	0	0	0	0.00%	7		8	1	None		P,S,T,M,VP SC	N/R	
19263	MONTPELLIER DOYEN	11/17/1956	Active	27	1	0	1	3.85%	26		0				VP	N/R	
47833	MONTPELLIER GARRIGUES	11/13/1987	Active	18	2	0	2	12.50%	14		0				VP	6	\$1,320.23
51231	MONTPELLIER JACQUES COEUR	01/23/1991	Active	22	2	0	2	10.00%	20		0				VP	10	\$750.74
47713	MONTPELLIER LA SERANNE	09/14/1987	Active	15	0	3	-3	-16.67%	18	11	0		3	R	M,SC	N/A	\$525.79
19264	MONTPELLIER LANGUEDOC	06/29/1971	Active	30	2	0	2	7.14%	28		0			N	P,SC	6	\$2,151.88
19265	MURAT	10/28/1967	Active	21	2	4	-2	-8.70%	23	5	0			IP		12	\$1,040.88
48428	MURET CLEMENT ADER	04/13/1988	Active	13	1	1	0	0.00%	14	5	0			N	SC	5	
19266	NARBONNE DOYEN	04/08/1957	Active	11	0	0	0	0.00%	11		0		2	R	M,SC	7	



Club Health Assessment for District 103 S through April 2025

			Status	Membership							Reports					Finance		LCIF
Club Number	Club Name	Charter Date		Current Member Count	YTD Members Added	YTD Members Dropped	YTD Net Growth	YTD Net Growth%	Member Count 12 Months Ago	Avg. length of service for dropped members	Months Since Last MMR ***	Yrs. Since Last Officer Report	President Rotation	Vice President Reported ****	Months Since Last Activity Report ***	Account Balance	Donations for current Fiscal Year	
			Number of times on status quo within last two years	If below 15 members appears					If net loss is greater than 20% appears			If no report in 3 months appears in	When more than one year appears in	Number of repeat terms	Notes the officers that do not have an active	If no report at 12 months appears in red		
Exc Award (06/30/2018)																		
140921	Narbonne Philia	02/17/2020	Active	11	3	4	-1	-8.33%	16	3	0			N		N/A		
65448	NARBONNE VIA DOMITIA	06/03/2002	Active	35	6	0	6	20.69%	29		0			N	SC	22		\$1,051.59
19283	OCCITANIE	02/27/1962	Active	20	6	10	-4	-16.67%	22	5	0				M,VP,SC	24+		\$627.87
52450	PALAVAS LES FLOTS MEDITERRANEE	01/27/1992	Active	24	0	3	-3	-11.11%	27	16	0			N		6		\$3,879.85
19267	PERPIGNAN PYRENEES DOYEN	05/17/1956	Active	20	0	0	0	0.00%	20		0			IP	SC	11		\$704.56
Exc Award (06/30/2023)																		
50074	PERPIGNAN ROIS DE MAJORQUE	12/30/1989	Active	7	0	0	0	0.00%	7		0			N		24+		
19268	PEZENAS	06/15/1967	Active	9	0	0	0	0.00%	10		0				VP,SC	7		\$1,429.72
Exc Award (06/30/2018)																		
154251	Plaisance du Touch	04/27/2023	Active	10	3	1	2	25.00%	8	3	0			IP		N/A		\$104.13
19269	PRADES EN CONFLENT	07/25/1969	Active	12	0	0	0	0.00%	13		10		6	R	M,SC	N/A		\$2,220.00
19271	ROCAMADOUR-HAUT QUERCY	11/04/1966	Active	18	0	1	-1	-5.26%	18	1	4			N	M,SC	N/A		
Exc Award (06/30/2017)																		
19272	RODEZ	03/22/1961	Active	19	0	1	-1	-5.00%	21	15	0		2	N	S,SC	24+		
115325	SAINT CYPRIEN CATALANE	10/24/2011	Active	14	0	2	-2	-12.50%	15	15	0			N	SC	0		\$1,395.36
Exc Award (06/30/2023)																		
49414	SAINT CYPRIEN DOYEN COTE RADIEUSE	04/14/1989	Active	29	1	2	-1	-3.33%	29	25	0		2	R		4		\$1,104.17
Exc Award (06/30/2023)																		
19273	SAINT FLOUR	07/25/1967	Active	19	1	3	-2	-9.52%	22	22	0			N	SC	10		\$2,092.08
Exc Award (06/30/2017)																		
19253	SAINT GUILHEM COEUR D'HERAULT	03/22/1961	Active	15	0	1	-1	-6.25%	16	2	0				M,VP,SC	12		\$682.29
19276	SETE DOYEN	06/22/1957	Active	27	5	1	4	17.39%	22	37	0		2	N		0		\$2,740.27
Exc Award (06/30/2017)																		
68738	SETE SAINT CLAIR	05/20/2003	Active	16	0	1	-1	-5.88%	14	2	1		2		VP,SC	5		
19277	SIDOBRE	06/18/1964	Active	13	0	1	-1	-7.14%	14	3	6		3		P,M,VP,SC	N/R		



Club Health Assessment for District 103 S through April 2025

			Status	Membership							Reports					Finance	LCIF
Club Number	Club Name	Charter Date		Current Member Count	YTD Members Added	YTD Members Dropped	YTD Net Growth	YTD Net Growth%	Member Count 12 Months Ago	Avg. length of service for dropped members	Months Since Last MMR ***	Yrs. Since Last Officer Report	President Rotation	Vice President Reported ****	Months Since Last Activity Report ***	Account Balance	Donations for current Fiscal Year
			Number of times on status quo within last two years	If below 15 members appears					If net loss is greater than 20% appears			If no report in 3 months appears in	When more than one year appears in	Number of repeat terms	Notes the officers that do not have an active	If no report at 12 months appears in red	
19274	ST GAUDENS COMMINGES	04/16/1957	Active	25	4	0	4	19.05%	21		0		4	R	21		
19275	ST GIRONS COUSERANS	03/17/1968	Active	9	0	1	-1	-10.00%	10	5	0		5	T,VP,SC	12		
40781	TOULOUGES CASTILLET	01/20/1982	Active	15	2	1	1	7.14%	17	7	0		2	N	SC	24+	\$648.19
Exc Award (06/30/2024)																	
53939	TOULOUSE ARENES ROMAINES	12/28/1992	Active	18	2	2	0	0.00%	18	27	2			N	SC	10	\$1,040.49
47909	TOULOUSE ASSEZAT	12/02/1987	Active	9	1	0	1	12.50%	13		0			N	SC	9	
19279	TOULOUSE CAPITOLE	04/13/1970	Active	9	0	2	-2	-18.18%	11	3	0			N	SC	12	
58383	TOULOUSE CASTANET OCCITANIE	06/06/1996	Active	26	3	1	2	8.33%	24	2	0			N		0	
47784	TOULOUSE DONJON	10/15/1987	Active	6	0	0	0	0.00%	5		0		2	S,T,M,VP,SC	4		
44646	TOULOUSE ESCALQUENS	02/18/1985	Active	13	0	2	-2	-13.33%	15	6	0		3	N	T,SC	24+	\$520.64
60115	TOULOUSE ESPACE	11/25/1997	Active	12	2	0	2	20.00%	11		0		2	P,VP	12	\$486.14	
134669	Toulouse Jacobins	05/15/2018	Active	22	0	3	-3	-12.00%	27	6	0			N	SC	24+	\$6,245.31
47910	TOULOUSE MISTRAL	12/01/1987	Active	13	1	0	1	8.33%	13		0			N	SC	0	
53105	TOULOUSE NATIONS	05/20/1992	Active	33	2	1	1	3.13%	35	33	0			N		5	\$849.89
19280	TOULOUSE PASTEL	11/05/1973	Active	19	0	2	-2	-9.52%	17	7	0			IP		10	\$362.87
34463	TOULOUSE PORTET	09/20/1977	Active	25	2	0	2	8.70%	23		0			N		0	\$1,197.47
19278	TOULOUSE PYRENEES DOYEN	01/07/1955	Active	5	5	21	-16	-76.19%	21	14	0			M,VP,SC	N/R	\$105.16	
78938	TOULOUSE QUINT OCCITANIE	04/29/2004	Active	26	0	1	-1	-3.70%	31	16	0			N	S,M,SC	11	\$5,806.23
57941	TOULOUSE SAINT SERNIN	03/05/1996	Active	9	0	1	-1	-10.00%	11	10	4		3	R	M,SC	24+	
50287	TOULOUSE VALLEE DU GIROU	03/13/1990	Active	16	1	1	0	0.00%	17	2	2			N	P,SC	N/A	
130811	Toulouse-Belberaud Saint Orens-Occitanie	04/27/2017	Active	17	0	3	-3	-15.00%	20	2	1			R		4	
84437	TOURNEFEUILLE OCCITANIE	02/01/2005	Active	23	1	0	1	4.55%	22		0			N		10	\$1,438.03
Exc Award (06/30/2022)																	
19284	TULLE	04/13/1958	Active	30	2	0	2	7.14%	28		0			N	SC	5	\$324.10



Club Health Assessment for District 103 S through April 2025

			Status	Membership							Reports				Finance	LCIF	
Club Number	Club Name	Charter Date		Current Member Count	YTD Members Added	YTD Members Dropped	YTD Net Growth	YTD Net Growth%	Member Count 12 Months Ago	Avg. length of service for dropped members	Months Since Last MMR ***	Yrs. Since Last Officer Report	President Rotation	Vice President Reported ****	Months Since Last Activity Report ***	Account Balance	Donations for current Fiscal Year
			Number of times on status quo within last two years	If below 15 members appears				If net loss is greater than 20% appears			If no report in 3 months appears in	When more than one year appears in	Number of repeat terms	Notes the officers that do not have an active	If no report at 12 months appears in red		
56616	TULLE TUTELLA	03/06/1995	Active	22	3	0	3	15.79%	19		0			VP,SC	N/A		
42811	USSEL HAUTE CORREZE	06/29/1983	Active	15	0	2	-2	-11.76%	17	2	5			N	1		\$1,370.53
52990	VAL DE GARONNE CAZERES CARBONNE Exc Award (06/30/2024)	04/27/1992	Active	12	0	0	0	0.00%	12		1			N	10		
40889	VENDARGUES VIA DOMITIA	02/26/1982	Active	12	2	0	2	20.00%	10		0		2	R	0		\$1,577.38
19285	VILLEFRANCHE DE ROUER	06/04/1969	Active	33	2	3	-1	-2.94%	33	8	1		2		11		\$2,002.03

Clubs Cancelled Previous Fiscal Year – Clubs Cancelled within last 12 months may be reinstated

Club Number	Club Name	Charter Date	Current Status*	Cancellation Date
149197	Alet Aude Haute Vallee	03/30/2022	Cancelled(6*)	01/29/2024

Current Total Clubs Count	YTD New Clubs Count	YTD Cancelled Clubs Count	YTD Net Club Gain	Current Total Members Count	YTD Add	YTD Drop	YTD Net Growth	YTD Net Growth %	Member Count 12 Months Ago	Average Member Count Per Club	% of Clubs with less than 20 members	% No MMR in 3 Months	% No Officer Report in 12 Months	% of Clubs with balance 90+ days	Number of Clubs in Status Quo	% Status Quo Clubs in Financial Suspension	Number of Cancelled Clubs	Average Cancelled Club Age	Members Lost Due to Cancellation	% of Clubs Cancelled for Non-Financial Reasons
110	0	1	-1	2,090	186	188	-2	-0.10%	2,129	19	58%	7%	0%	0%	0	0%	1	9	0	100%

* - P - Priority Club. Cancellation Reasons: 1-Objectives/conduct, 2-Non-active club, 5-Non-existing club, 6-Disbanding, 7-Merger, 8-Financial Suspension, 9-District/Multiple District Dues.

** - Abbreviation: P-President, S-Secretary, T-Treasurer, M-Member Chairperson, VP-First Vice President, MC-Communications Chairperson, SC-Service Chairperson

*** - Abbreviation: N/R - Never reported using the Lions Clubs website, N/A - Not applicable, No password registered for the Lions Clubs website.

**** - Abbreviation: N - New, IP - Immediate Past, R - Repeat.



Club Health Assessment for District 103SW through April 2025

Club Number	Club Name	Charter Date	Status	Membership							Reports					Finance	LCIF
				Current Member Count	YTD Members Added	YTD Members Dropped	YTD Net Growth	YTD Net Growth%	Member Count 12 Months Ago	Avg. length of service for members	Months Since Last MMR ***	Yrs. Since Last Officer Report	President Rotation	Vice President Reported ****	Months Since Last Activity Report ***	Account Balance	Donations for current Fiscal Year
			Number of times on status quo within last two years	If below 15 members appears				If net loss is greater than 20% appears			If no report in 3 months appears	When more than one year appears in	Number of repeat terms	Notes the officers that do not have an active	If no report at 12 months red		
Clubs less than two years old																	
155756	Merignac Aeroport	02/19/2024	Active	15	1	6	-5	-25.00%	24	1	1			M,VP	11		
Clubs more than two years old																	
19286	AGEN DOYEN	06/14/1958	Active	14	0	0	0	0.00%	14		2			N	3		
53910	AGEN JARDIN D'OVALIE	12/21/1992	Active	22	3	0	3	15.79%	22		0			IP	0		
57864	AGEN JASMIN	02/16/1996	Active	17	1	1	0	0.00%	17	29	0			N	M,SC	3	
47834	AGEN VAL DE GARONNE	11/12/1987	Active	20	5	3	2	11.11%	18	7	0			N		1	\$554.09
37695	AIGUILLON CONFLUENT L C	11/06/1979	Active	12	0	0	0	0.00%	11		0				VP,SC	2	
19289	ARCACHON	05/23/1955	Active	36	1	2	-1	-2.70%	38	26	0			N	SC	N/R	\$687.84
	Exc Award (06/30/2019)																
33863	ARCACHON NORD NOROIT L C	05/18/1977	Active	15	0	0	0	0.00%	15		0			IP	SC	N/R	
19346	ARGELES SEPT VALLEES	02/18/1967	Active	16	0	0	0	0.00%	17		0			N		1	
19290	BAGNERES DE BIGORRE	11/04/1957	Active	11	0	3	-3	-21.43%	14	35	0		2	R	M,SC	4	
35776	BASTIDES DU PERIGORD LC	06/26/1978	Active	27	3	1	2	8.00%	24	29	0			N	SC	0	\$11,744.34
19292	BAYONNE	03/16/1968	Active	24	1	1	0	0.00%	25	6	0			N	M	1	\$1,865.02
19293	BERGERAC	01/25/1960	Active	28	2	2	0	0.00%	28	8	0			N		13	
61212	BERGERAC TERRE DE VIGNES	11/02/1998	Active	21	1	3	-2	-8.70%	23	19	1			N	P,VP,SC	0	\$1,084.57
19294	BIARRITZ ILBARRITZ COTE BASQUE	01/10/1955	Active	23	1	3	-2	-8.00%	23	7	0			N		0	\$1,069.75
125757	Biganos-Le Teich-Mios-Le Delta	09/03/2015	Active	8	1	2	-1	-11.11%	9	1	0				VP,SC	12	\$1,620.48
142356	Bigorre Isaby	09/18/2020	Active	15	2	1	1	7.14%	15	6	0			N		1	\$393.30
55585	BILLERE EN BEARN	04/19/1994	Active	11	2	1	1	10.00%	10	1	0				S,VP	16	
19295	BISCAROSSE	01/08/1970	Active	20	2	4	-2	-9.09%	22	9	0			N	SC	9	\$525.79
19296	BLAYE	05/13/1970	Active	24	4	5	-1	-4.00%	25	20	0			N		3	\$521.90
	Exc Award (06/30/2024)																
59552	BORDEAUX BEGLES MASCARET	05/14/1997	Active	15	0	1	-1	-6.25%	15	37	0			N	SC	0	



Club Health Assessment for District 103SW through April 2025

			Status	Membership							Reports					Finance	LCIF
Club Number	Club Name	Charter Date		Current Member Count	YTD Members Added	YTD Members Dropped	YTD Net Growth	YTD Net Growth%	Member Count 12 Months Ago	Avg. length of service for dropped members	Months Since Last MMR ***	Yrs. Since Last Officer Report	President Rotation	Vice President Reported ****	Months Since Last Activity Report ***	Account Balance	Donations for current Fiscal Year
			Number of times on status quo within last two years	If below 15 members appears					If net loss is greater than 20% appears			If no report in 3 months appears in	When more than one year appears in	Number of repeat terms	Notes the officers that do not have an active	If no report at 12 months appears in red	
116778	BORDEAUX BRUGES LE BOUSCAT	05/11/2012	Active	17	2	1	1	6.25%	9	5	0			IP	1		\$325.37
44748	BORDEAUX CAUDERAN	03/22/1985	Active	24	2	5	-3	-11.11%	28	17	0		2	N SC	2		\$525.79
19297	BORDEAUX DOYEN DES PROV DE FRA	01/01/1951	Active	21	4	2	2	10.53%	19	2	0			N P	11		
37595	BORDEAUX ENTRE DEUX MERS L C Exc Award (06/30/2023)	10/04/1979	Active	16	2	6	-4	-20.00%	20	17	0			R	11		\$2,561.93
39361	BORDEAUX GRAVES	01/27/1981	Active	18	4	0	4	28.57%	17		0			N	10		\$704.33
34973	BORDEAUX MERIGNAC TALENCE AVENIR	01/10/1978	Active	7	0	0	0	0.00%	7		0			VP	5		\$525.79
49645	BORDEAUX MONDIAL	06/16/1989	Active	17	2	0	2	13.33%	11		0			VP,SC	22		\$522.44
46647	BORDEAUX MONTESQUIEU	11/13/1986	Active	16	0	0	0	0.00%	16		0			N SC	24+		
48027	BORDEAUX RIVE GAUCHE Exc Award (06/30/2023)	01/05/1988	Active	20	0	1	-1	-4.76%	20	3	0			N SC	11		\$443.27
126450	Bordeaux Royal	12/29/2015	Cancelled(6*)	0	0	8	-8	-100.00%	8	4	2		5	N S,M,VP,SC	24+		
122386	Bordeaux Saint Augustin Exc Award (06/30/2023)	06/04/2014	Cancelled(6*)	0	0	0	0	0.00%	18		8		None	P,S,T,VP,SC	12		\$1,069.75
47874	BORDEAUX TOURNY	11/19/1987	Active	13	1	0	1	8.33%	9		0		5	VP,SC	10		
31663	CASTELJALOUX Exc Award (06/30/2023)	02/03/1976	Active	35	5	3	2	6.06%	33	26	0			VP	8		\$1,084.57
100161	CASTILLON ET RIVES DE DORDOGNE	09/07/2007	Active	20	4	1	3	17.65%	16	17	0			N SC	1		
19307	DAX LANDES	04/17/1956	Active	34	1	1	0	0.00%	35	14	0			N	N/A		\$1,561.93
19247	EAUZE ARMAGNAC L C	06/26/1964	Active	19	2	0	2	11.76%	17		0			N SC	5		\$1,010.50
100630	GUJAN MESTRAS LES BARBOTS	11/26/2007	Active	20	2	2	0	0.00%	17	3	0		2	N M,SC	24+		\$1,083.83
121831	Gujan Mestras Les Parqueurs	04/09/2014	Active	28	3	0	3	12.00%	25		0			N SC	4	90+ Days	\$1,356.76
51669	HENDAYE BIDASSOA	05/13/1991	Active	12	1	4	-3	-20.00%	17	15	0			N M	1		\$892.19
33348	HOSSEGOR-COTE SUD L C Exc Award (06/30/2024)	02/23/1977	Active	17	1	0	1	6.25%	16		0			N SC	7		\$801.56



Club Health Assessment for District 103SW through April 2025

			Status	Membership							Reports					Finance	LCIF
Club Number	Club Name	Charter Date		Current Member Count	YTD Members Added	YTD Members Dropped	YTD Net Growth	YTD Net Growth%	Member Count 12 Months Ago	Avg. length of service for dropped members	Months Since Last MMR ***	Yrs. Since Last Officer Report	President Rotation	Vice President Reported ****	Months Since Last Activity Report ***	Account Balance	Donations for current Fiscal Year
			Number of times on status quo within last two years	If below 15 members appears				If net loss is greater than 20% appears			If no report in 3 months appears in	When more than one year appears in	Number of repeat terms	Notes the officers that do not have an active	If no report at 12 months appears in red		
19308	LA DOUBLE EN PERIGORD	02/25/1969	Active	29	3	0	3	11.54%	25		0			N	1		
140333	Lescar - Vallees des Gaves de Bearn	01/15/2020	Active	13	2	1	1	8.33%	12	9	0			N	SC	3	
123826	Libourne Bastide	12/17/2014	Active	11	0	0	0	0.00%	11		0			R	SC	16	
19315	LIBOURNE DOYEN	05/16/1957	Active	23	2	1	1	4.55%	22	0	0			N	S	24+	\$2,681.79
19317	LOURDES	06/13/1960	Active	32	0	1	-1	-3.03%	33	39	0			N		1	
19319	MARMANDE DOYEN	06/12/1965	Active	24	1	0	1	4.35%	23		0				M,VP,SC	N/R	
64313	MARMANDE POMME D'AMOUR	05/30/2001	Active	20	0	3	-3	-13.04%	25	8	0			N	M,SC	5	\$1,173.18
19320	MAUBOURGUET	04/09/1969	Active	10	0	0	0	0.00%	10		0			N	SC	1	\$433.83
19321	MEDOC	09/13/1957	Active	15	1	0	1	7.14%	14		0			N	M,SC	N/R	
19322	MONT DE MARSAN DOYEN	04/09/1958	Active	14	4	4	0	0.00%	14	30	0			N		1	\$522.44
78602	MONT DE MARSAN POMME DE PIN	03/29/2004	Active	18	1	1	0	0.00%	18	15	0			N		1	\$2,824.00
33349	NAY-LARRIBERE L C	02/23/1977	Active	12	1	2	-1	-7.69%	14	2	0			N	SC	4	\$525.79
19324	NERAC ALBRET	03/18/1959	Active	14	2	0	2	16.67%	14		0		3		T,VP,SC	5	\$542.28
19326	OLORON	04/01/1970	Active	20	2	3	-1	-4.76%	22	2	0			N	SC	3	
19342	ORTHEZ BEARN DES GAVES	05/25/1955	Active	13	0	1	-1	-7.14%	12	1	0		2	N	SC	1	\$1,044.88
49862	PAU - LONS ANNA DE NOAILLES Exc Award (06/30/2018)	09/20/1989	Active	14	2	1	1	7.69%	14	0	0			N	SC	4	\$7,266.12
19329	PAU BEARN	01/08/1955	Active	28	3	7	-4	-12.50%	32	13	0			N		6	\$1,108.18
33350	PAU HENRI IV	02/23/1977	Active	15	0	2	-2	-11.76%	18	36	0			R	SC	24+	
19328	PAU NAVARRE	05/23/1973	Active	13	1	0	1	8.33%	12		0		2		M,VP,SC	N/R	\$1,650.74
97257	PERIGORD MONTAIGNE	06/05/2006	Active	28	0	2	-2	-6.67%	28	6	0			N		4	\$2,103.18
125840	Perigord Renaissance	09/21/2015	Active	19	2	1	1	5.56%	20	2	1		2	R	SC	24+	\$2,157.56
19330	PERIGORD VERT L C	05/09/1973	Active	19	2	1	1	5.56%	18	8	0			R	P,M,SC	N/A	
19332	PERIGUEUX DOYEN	05/29/1959	Active	36	0	3	-3	-7.69%	40	21	0			N		0	\$104.49



Club Health Assessment for District 103SW through April 2025

			Status	Membership							Reports					Finance		LCIF
Club Number	Club Name	Charter Date		Current Member Count	YTD Members Added	YTD Members Dropped	YTD Net Growth	YTD Net Growth%	Member Count 12 Months Ago	Avg. length of service for dropped members	Months Since Last MMR ***	Yrs. Since Last Officer Report	President Rotation	Vice President Reported ****	Months Since Last Activity Report ***	Account Balance	Donations for current Fiscal Year	
			Number of times on status quo within last two years	If below 15 members appears				If net loss is greater than 20% appears			If no report in 3 months appears in	When more than one year appears in	Number of repeat terms	Notes the officers that do not have an active	If no report at 12 months red			
Exc Award (06/30/2018)																		
51097	PERIGUEUX ST FRONT	12/03/1990	Active	11	0	0	0	0.00%	11		1	1	None	P,S,T,M,VP SC SC	N/A			
143781	Pessac Aquitaine - Action Jeunesse	12/09/2020	Active	15	2	2	0	0.00%	14	7	1		2	R	10		\$128.24	
19331	PESSAC DOYEN	03/06/1972	Active	13	2	0	2	18.18%	11		0		2	N	12			
88981	PESSAC- LEOGNAN	09/22/2005	Active	18	0	0	0	0.00%	19		0			N	12		\$2,125.85	
19335	QUINSAC COTES DE BORDEAUX	04/03/1965	Active	14	1	2	-1	-6.67%	15	5	0		2	N	1		\$1,380.32	
42558	SAINT ANDRE DE CUBZAC	04/19/1983	Active	14	3	1	2	16.67%	13	42	0		2	R	0		\$542.28	
49252	SAINT JEAN DE LUZ CIBOURE INFANTE	02/27/1989	Active	16	0	2	-2	-11.11%	18	10	0			N	0		\$1,288.99	
32014	SAINT MEDARD EN JALLES L C	04/06/1976	Active	18	1	3	-2	-10.00%	22	2	0			N	1		\$7,478.22	
53984	SAINTE FOY LA GRANDE AQUITANIA	01/15/1993	Active	12	0	0	0	0.00%	16		0			N	3		\$162.69	
46054	SAINTE LIVRADE VALLEE DU LOT	04/08/1986	Active	21	1	1	0	0.00%	21	5	0		2	R	24+			
19338	SAINT-EMILION	03/08/1973	Active	19	0	1	-1	-5.00%	20	2	0		3	R	24			
19344	SARLAT	09/23/1969	Active	17	1	4	-3	-15.00%	23	41	0			VP	11		\$1,084.57	
19345	SAUTERNES	06/10/1960	Active	27	2	2	0	0.00%	27	38	0			N	7			
122035	St Paul-Lès-Dax	04/29/2014	Active	16	0	0	0	0.00%	16		0			N	1		\$1,041.28	
39362	TARBES ADOUR	01/27/1981	Active	22	4	1	3	15.79%	19	6	0			R	5			
49943	TARBES LAS NEOUS	11/03/1989	Active	24	1	3	-2	-7.69%	25	6	0		2	N	10		\$1,084.57	
118793	TARBES PYRENEES	02/18/2013	Active	0	0	9	-9	-100.00%	9	17	0		2	N	15			
19348	TERRASSON	02/24/1967	Active	17	4	8	-4	-19.05%	22	17	0			N	1		\$170.00	
Exc Award (06/30/2023)																		
19351	VILLENEUVE SUR LOT DOYEN	11/19/1955	Active	15	0	1	-1	-6.25%	16	49	0		2	R	10			
51025	VILLENEUVE SUR LOT LA BASTIDE	10/25/1990	Active	23	5	3	2	9.52%	21	7	0			N	13		\$1,301.48	



Club Health Assessment for District 103SW through April 2025

			Status	Membership						Reports					Finance	LCIF	
Club Number	Club Name	Charter Date		Current Member Count	YTD Members Added	YTD Members Dropped	YTD Net Growth	YTD Net Growth%	Member Count 12 Months Ago	Avg. length of service for dropped members	Months Since Last MMR ***	Yrs. Since Last Officer Report	President Rotation	Vice President Reported ****	Months Since Last Activity Report ***	Account Balance	Donations for current Fiscal Year
			Number of times on status quo within last two years	If below 15 members appears				If net loss is greater than 20% appears			If no report in 3 months appears in	When more than one year appears in	Number of repeat terms	Notes the officers that do not have an active	If no report at 12 months appears in red		

Clubs Cancelled Previous Fiscal Year – Clubs Cancelled within last 12 months may be reinstated

Club Number				Club Name				Charter Date			Current Status*		Cancellation Date													
125818				Saint Pee Sur Nivelle - Pays Basque				09/18/2015			Cancelled(6*)		07/29/2023													
Current Total Clubs Count		YTD New Clubs Count	YTD Cancelled Clubs Count	YTD Net Club Gain	Current Total Members Count	YTD Add	YTD Drop	YTD Net Growth	YTD Net Growth %	Member Count 12 Months Ago	Average Member Count Per Club	% of Clubs with less than 20 members	% No MMR in 3 Months	% No Officer Report in 12 Months	% of Clubs with balance 90+ days	Number of Clubs in Status Quo	% Status Quo Clubs in Financial Suspension	Number of Cancelled Clubs	Average Cancelled Club Age	Members Lost Due to Cancellation	% of Clubs Cancelled for Non-Financial Reasons					
82		0	2	-2	1,520	122	150	-28	-1.81%	1,576	19	61%	0%	1%	1%	0	0%	2	14	8	100%					

* - P - Priority Club. Cancellation Reasons: 1-Objectives/conduct, 2-Non-active club, 5-Non-existing club, 6-Disbanding, 7-Merger, 8-Financial Suspension, 9-District/Multiple District Dues.


** - Abbreviation: P-President, S-Secretary, T-Treasurer, M-Member Chairperson, VP-First Vice President, MC-Communications Chairperson, SC-Service Chairperson

*** - Abbreviation: N/R - Never reported using the Lions Clubs website, N/A - Not applicable, No password registered for the Lions Clubs website.

**** - Abbreviation: N - New, IP - Immediate Past, R - Repeat.



Club Health Assessment for District 103 W through April 2025

			Status	Membership							Reports					Finance	LCIF	
Club Number	Club Name	Charter Date		Current Member Count	YTD Members Added	YTD Members Dropped	YTD Net Growth	YTD Net Growth%	Member Count 12 Months Ago	Avg. length of service for dropped members	Months Since Last MMR ***	Yrs. Since Last Officer Report	President Rotation	Vice President Reported ****	Months Since Last Activity Report ***	Account Balance	Donations for current Fiscal Year	
			Number of times on status quo within last two years	If below 15 members appears					If net loss is greater than 20% appears			If no report in 3 months appears in	When more than one year appears in	Number of repeat terms	Notes the officers that do not have appears in an active	If no report at 12 months red		
Clubs less than two years old																		
157974	Guerlédan Bretagne	04/08/2024	Active	29	0	1	-1	-3.33%	30	1	4		2	M,VP,SC	N/R		\$1,105.17	
Clubs more than two years old																		
45905	ANCENIS	03/06/1986	Active(1)	19	1	2	-1	-5.00%	20	1	0			N SC	1		\$2,254.75	
19353	ANGERS CITE	02/16/1954	Active(1)	36	1	0	1	2.86%	34		0			N	5		\$2,032.13	
139188	Angers Confluences	07/16/2019	Active(1)	15	1	3	-2	-11.76%	17	21	0			N	24+		\$525.79	
56671	ANGERS DAVID D'ANGERS	03/20/1995	Active	19	1	0	1	5.56%	16		0			N	2		\$1,604.81	
34772	ANGERS ROI RENE	12/05/1977	Active	29	2	0	2	7.41%	27		0			N	N/R			
60637	ANGERS RONCERAY	04/10/1998	Active(2)	32	0	1	-1	-3.03%	32	1	0			VP,SC	11		\$3,138.11	
19354	ANGERS VAL DE MAINE	12/19/1969	Active(1)	20	2	2	0	0.00%	20	49	0			N	2			
19357	AURAY	12/17/1962	Active	19	2	2	0	0.00%	19	29	0			N	10		\$520.64	
19358	BAUGE LE BAUGEOIS	03/24/1970	Active(1)	24	0	0	0	0.00%	23		0			N	1		\$4,564.87	
19359	BREST DOYEN	11/08/1955	Active(1)	21	5	4	1	5.00%	19	16	0			N	12			
33099	BREST IROISE	12/06/1976	Active	29	8	1	7	31.82%	23	7	0			N	10			
62991	BREST LA CORDELIERE	03/31/2000	Cancelled(6*)	0	0	0	0	0.00%	9		8	1	None	P,S,T,M,VP SC	N/A			
19395	CARHAIX-POHER	03/25/1969	Active	10	1	1	0	0.00%	10	44	3			VP,SC	11			
44858	CARNAC-LA TRINITE BAIE DE QUIB	04/18/1985	Active(1)	6	0	1	-1	-14.29%	7	1	1			M,VP,SC	10			
19363	CHATEAU GONTIER	06/26/1968	Active	22	0	2	-2	-8.33%	23	22	0			N M	5		\$5,401.60	
37957	CHATEAUBRIANT LA MEE	01/18/1980	Active	23	2	0	2	9.52%	21		0			N	5		\$3,635.74	
Exc Award (06/30/2018)																		
19365	CHOLET CITE	01/25/1956	Active	22	2	0	2	10.00%	20		0			N	24+		\$542.28	
34035	CHOLET-MAUGES L C	06/07/1977	Active	27	1	2	-1	-3.57%	27	5	1			N	N/R		\$3,764.83	
Exc Award (06/30/2023)																		
146307	CONCARNEAU CORNOUAILLE	05/24/2021	Active	20	3	1	2	11.11%	18	6	0			N	16			
33558	DINAN	03/29/1977	Active(1)	28	2	2	0	0.00%	28	18	1			N T,SC	N/R			



Club Health Assessment for District 103 W through April 2025

Club Number	Club Name	Charter Date	Status	Membership							Reports					Finance	LCIF
				Current Member Count	YTD Members Added	YTD Members Dropped	YTD Net Growth	YTD Net Growth%	Member Count 12 Months Ago	Avg. length of service members	Months Since Last MMR ***	Yrs. Since Last Officer Report	President Rotation	Vice President Reported ****	Months Since Last Activity Report ***	Account Balance	Donations for current Fiscal Year
			Number of times on status quo within last two years	If below 15 members appears				If net loss is greater than 20% appears			If no report in 3 months appears in	When more than one year appears in	Number of repeat terms	Notes the officers that do not have an active	If no report at 12 months appears in red		
19367	DINARD	07/08/1966	Active(1)	11	2	1	1	10.00%	10	1	0		None	R	P,SC	N/A	\$1,051.59
67379	DINARD EMERAUDE	02/28/2003	Active(2)	16	2	0	2	14.29%	14		0			N	SC	10	\$1,040.49
35208	DURTAL-LA FLECHE L C	03/31/1978	Active	20	0	0	0	0.00%	20		0			N		23	
	Exc Award (06/30/2018)																
107914	GUERANDE FLEURS DE SEL	04/06/2010	Active(1)	14	1	2	-1	-6.67%	15	20	0		2		S,M,VP,SC	N/A	
19377	LA BAULE COTE D'AMOUR	12/09/1955	Active(1)	28	0	3	-3	-9.68%	29	20	0		2	N		2	\$4,419.40
	Exc Award (06/30/2024)																
84616	LA BAULE GRAND LARGE	01/03/2005	Active	14	1	2	-1	-6.67%	15	5	0			N		2	\$416.91
59171	LA BAULE OCEANE	02/20/1997	Active	7	1	3	-2	-22.22%	9	4	0				T,VP,SC	13	\$1,040.49
43765	LA BAULE PAYS GUERANDAIS	04/19/1984	Active	19	0	0	0	0.00%	19		0			N	S	4	\$2,082.56
19379	LA FERTE BERNARD	06/04/1958	Active(1)	22	4	0	4	22.22%	18		0			N		4	\$448.42
59357	LA ROCHE-BERNARD RHUYS VILAINE	04/10/1997	Active	14	0	0	0	0.00%	14		0			N	SC	5	\$833.70
19380	LANNION	02/18/1971	Active	27	0	0	0	0.00%	31		0		2	N		24	\$3,132.56
	Exc Award (06/30/2018)																
58278	LAVAL ANNE D'ALEGRE	05/13/1996	Active	7	0	0	0	0.00%	7		0			N		5	\$162.69
60719	LAVAL GUY DE LAVAL	05/01/1998	Active	17	2	0	2	13.33%	15		1			N		1	\$520.24
	Exc Award (06/30/2018)																
19382	LAVAL PREMIER	03/10/1955	Active(1)	40	0	0	0	0.00%	40		0			N	SC	12	
49482	LE MANS ALIENOR	05/08/1989	Active	23	0	1	-1	-4.17%	24	23	0			N	SC	6	
19383	LE MANS CENTRE HORIZON	04/07/1954	Active(1)	27	4	2	2	8.00%	25	12	0				VP,SC	N/R	\$2,204.31
63099	LE MANS CITE DES 24 HEURES	04/26/2000	Active(1)	16	1	0	1	6.67%	18		0			N	M,SC	N/A	
30929	LEMANS PLANTAGENET	06/12/1975	Active(1)	32	1	2	-1	-3.03%	33	27	0			N		12	
41677	LORIENT ARMOR	06/26/1982	Active	13	0	1	-1	-7.14%	15	1	0		2		VP,SC	0	\$315.48
34666	LORIENT OCEAN	11/21/1977	Active(1)	17	0	2	-2	-10.53%	19	26	0			N	M,SC	5	
42431	LOUDEAC	03/28/1983	Active	20	0	0	0	0.00%	20		3			N	SC	N/R	\$1,790.86



Club Health Assessment for District 103 W through April 2025

			Status	Membership							Reports					Finance	LCIF
Club Number	Club Name	Charter Date		Current Member Count	YTD Members Added	YTD Members Dropped	YTD Net Growth	YTD Net Growth%	Member Count 12 Months Ago	Avg. length of service for dropped members	Months Since Last MMR ***	Yrs. Since Last Officer Report	President Rotation	Vice President Reported ****	Months Since Last Activity Report ***	Account Balance	Donations for current Fiscal Year
			Number of times on status quo within last two years	If below 15 members appears				If net loss is greater than 20% appears			If no report in 3 months appears in	When more than one year appears in	Number of repeat terms	Notes the officers that do not have an active	If no report at 12 months appears in red		
37958	MACHECOUL PAYS DE RETZ	01/18/1980	Active	12	0	0	0	0.00%	13		8			S,T,M,VP,SC	N/R		\$1,080.32
19388	MAYENNE	02/17/1956	Active	33	0	0	0	0.00%	35		1			N	SC	N/A	
19389	MORLAIX	04/20/1961	Active	24	1	2	-1	-4.00%	25	2	0			N		24+	
Exc Award (06/30/2018, 06/30/2023)																	
19390	NANTES CENTRE	12/08/1955	Active	11	2	0	2	22.22%	9		0			N		4	\$262.90
30368	NANTES OCEAN	03/06/1975	Active	19	0	1	-1	-5.00%	21	19	0			N		N/R	
19393	NANTES SAINT-SEB	04/28/1969	Active(1)	14	0	3	-3	-17.65%	15	6	0			N	P,M,SC	17	\$810.03
34036	NANTES VALLEE DE L'ERDRE	06/07/1977	Active	25	4	1	3	13.64%	23	18	0				VP,SC	6	\$374.10
19372	PAYS DE FOUGERES	04/08/1958	Active	26	2	3	-1	-3.70%	28	27	0			N	SC	9	\$722.44
59021	PAYS DE QUIMPERLE	01/17/1997	Active	17	1	1	0	0.00%	17	3	0			N	SC	N/R	
50535	PERROS-GUIREC	05/16/1990	Active	12	2	2	0	0.00%	12	8	0			IP	SC	10	
19396	PONTIVY	02/27/1957	Active	39	1	0	1	2.63%	38		0			N		10	\$1,298.52
149276	Pornic Côte de Jade et Lumière	12/27/2021	Active	19	2	1	1	5.56%	18	34	0			N		5	\$844.25
36907	PORNICHET OCEAN L C	04/16/1979	Active	19	2	2	0	0.00%	19	2	0			R	SC	10	\$69.40
Exc Award (06/30/2017)																	
19397	QUIMPER CORENTIN L C	11/22/1954	Active(1)	16	4	2	2	14.29%	17	1	0			N	SC	1	90+ Days
Exc Award (06/30/2023)																	
44240	QUIMPER GRADLON	09/19/1984	Active(1)	15	0	0	0	0.00%	15		0			N	VP,SC	13	
51420	RENNES ARMORIQUE	03/13/1991	Cancelled(6*)	0	1	14	-13	-100.00%	13	16	1				M,VP,SC	24+	
19399	RENNES CENTRE	05/12/1955	Active(1)	29	0	2	-2	-6.45%	30	15	0		2	N	SC	N/A	
48820	RENNES HERMINE	07/28/1988	Active	19	0	0	0	0.00%	19		0				VP	10	
35777	RENNES RIVE DE L'ILLE	06/26/1978	Active(1)	22	9	0	9	69.23%	13		0				VP,SC	7	
30369	RENNES VALLEE DE LA SEICHE	03/06/1975	Active(1)	20	0	1	-1	-4.76%	21	33	0			N		14	\$208.10
54030	SAINT BRIEUC ODYSSEE	02/01/1993	Active(1)	18	1	7	-6	-25.00%	24	16	0			N	P	1	\$699.01
19402	SAINT BRIEUC-GRIFFON	02/01/1955	Active(1)	16	0	5	-5	-23.81%	21	17	1			N		24+	



Club Health Assessment for District 103 W through April 2025

			Status	Membership							Reports					Finance	LCIF
Club Number	Club Name	Charter Date		Current Member Count	YTD Members Added	YTD Members Dropped	YTD Net Growth	YTD Net Growth%	Member Count 12 Months Ago	Avg. length of service members	Months Since Last MMR ***	Yrs. Since Last Officer Report	President Rotation	Vice President Reported ****	Months Since Last Activity Report ***	Account Balance	Donations for current Fiscal Year
			Number of times on status quo within last two years	If below 15 members appears						If net loss is greater than 20% appears	If no report in 3 months appears in	When more than one year repeat appears in	Number of repeat terms	Notes the officers that do not have an active	If no report at 12 months appears in red		
140880	Saint Gregoire	02/14/2020	Active	20	0	7	-7	-25.93%	26	5	0		2	R	SC	N/R	\$1,203.16
19407	SAUMUR RIVES DE LOIRE	01/21/1955	Active	20	0	0	0	0.00%	21		0			N	M,SC	22	
57755	SAUMUR YOLANDE D'ARAGON	01/18/1996	Active(1)	5	0	1	-1	-16.67%	6	13	6				S,VP,SC	11	
19408	SEGRE	07/15/1959	Active(1)	23	2	1	1	4.55%	22	3	0			N	SC	6	
Exc Award (06/30/2016)																	
37359	SILLE-ALPES MANCELLES	06/25/1979	Active	13	0	2	-2	-13.33%	15	31	5		2	R	M,SC	10	\$2,787.68
19403	ST CALAIS	04/08/1960	Active	12	0	0	0	0.00%	12		0		3	R		1	
19405	ST MALO ILLE ET VILAINE	12/23/1955	Active	34	0	0	0	0.00%	35		0			N		N/A	
19406	ST NAZAIRE LOIRE	03/25/1957	Active	21	2	1	1	5.00%	21	5	0			N		10	
83060	TREGOR COTE DE GRANIT ROSE	06/30/2004	Active(1)	27	2	5	-3	-10.00%	30	6	0			N		9	
19410	VAL DU LOIR	12/12/1962	Active	17	4	2	2	13.33%	15	35	0			N	M,SC	N/A	\$2,655.31
62225	VANNES BERTRANNE	06/28/1999	Active(1)	23	3	3	0	0.00%	23	8	0			N	SC	N/R	\$470.20
19411	VANNES MORBIHAN	01/10/1957	Active	25	0	4	-4	-13.79%	29	18	0		2	N	SC	N/R	
Exc Award (06/30/2023)																	
37843	VITRE	12/26/1979	Active	10	0	1	-1	-9.09%	14	19	0			N	M,SC	14	\$2,092.87

Clubs Cancelled Previous Fiscal Year – Clubs Cancelled within last 12 months may be reinstated

Club Number	Club Name	Charter Date	Current Status*	Cancellation Date
153130	Grand Ouest - Passeport Citoyen	02/21/2023	Cancelled(8*)	11/29/2023
47911	NANTES ANNE DE BRETAGNE	12/01/1987	Cancelled(6*)	05/29/2024

Current Total Clubs Count	YTD New Clubs Count	YTD Cancelled Clubs Count	YTD Net Club Gain	Current Total Members Count	YTD Add	YTD Drop	YTD Net Growth	YTD Net Growth %	Member Count 12 Months Ago	Average Member Count Per Club	% of Clubs with less than 20 members	% No MMR in 3 Months	% No Officer Report in 12 Months	% of Clubs with balance 90+ days	Number of Clubs in Status Quo	% Status Quo Clubs in Financial Suspension	Number of Cancelled Clubs	Average Cancelled Club Age	Members Lost Due to Cancellation	% of Clubs Cancelled for Non-Financial Reasons
75	0	2	-2	1,529	98	118	-20	-1.29%	1,568	20	48%	8%	0%	1%	0	0%	2	48	14	50%



Club Health Assessment for District 103 W through April 2025

			Status	Membership							Reports					Finance	LCIF
Club Number	Club Name	Charter Date		Current Member Count	YTD Members Added	YTD Members Dropped	YTD Net Growth	YTD Net Growth%	Member Count 12 Months Ago	Avg. length of service for dropped members	Months Since Last MMR ***	Yrs. Since Last Officer Report	President Rotation	Vice President Reported ****	Months Since Last Activity Report ***	Account Balance	Donations for current Fiscal Year
			Number of times on status quo within last two years	If below 15 members appears				If net loss is greater than 20% appears			If no report in 3 months appears in	When more than one year appears in	Number of repeat terms	Notes the officers that do not have an active	If no report at 12 months appears in red		

* - P - Priority Club. Cancellation Reasons: 1-Objectives/conduct, 2-Non-active club, 5-Non-existing club, 6-Disbanding, 7-Merger, 8-Financial Suspension, 9-District/Multiple District Dues.
** - Abbreviation: P-President, S-Secretary, T-Treasurer, M-Member Chairperson, VP-First Vice President, MC-Communications Chairperson, SC-Service Chairperson
*** - Abbreviation: N/R - Never reported using the Lions Clubs website, N/A - Not applicable, No password registered for the Lions Clubs website.
**** - Abbreviation: N - New, IP - Immediate Past, R - Repeat.



Club Health Assessment for District 103IE through April 2025

Club Number	Club Name	Charter Date	Status	Membership							Reports					Finance	LCIF
				Current Member Count	YTD Members Added	YTD Members Dropped	YTD Net Growth	YTD Net Growth%	Member Count 12 Months Ago	Avg. length of service for dropped members	Months Since Last MMR ***	Yrs. Since Last Officer Report	President Rotation	Vice President Reported ****	Months Since Last Activity Report ***	Account Balance	Donations for current Fiscal Year
			Number of times on status quo within last two years	If below 15 members appears				If net loss is greater than 20% appears			If no report in 3 months appears	When more than one year appears in	Number of repeat terms	Notes the officers that do not have an active	If no report at 12 months appears in red		
Clubs less than two years old																	
154786	Champigny Rives de Marne	06/16/2023	Active	16	2	2	0	0.00%	16	1	0		3	N	M,SC	7	\$30.00
154427	CRÉCY COULOMMIERS PAYS DE BRIE	06/06/2023	Active	15	0	2	-2	-11.76%	20	3	0			N		3	\$1,044.88
172253	Rives de Marne et Gondoire	06/24/2024	Active	32	0	0	0	0.00%	0		0		None		P,T,VP,SC	N/A	\$1,051.59
156790	Seine-et-Marne Environnement	03/14/2024	Active	26	2	3	-1	-3.70%	27	4	0		2	N	SC	1	
153902	Val d'Europe Magny	05/11/2023	Active	10	2	8	-6	-37.50%	16	1	0				M,VP	10	
Clubs more than two years old																	
19418	AULNAY SOUS BOIS	07/02/1958	Active	32	1	0	1	3.23%	27		0			N		17	
65048	BOUSSY LES DEUX MOULINS	03/06/2002	Active	10	0	2	-2	-16.67%	13	5	0			N		18	
36819	BRUNOY LES RIVES DU REVEILLON	03/27/1979	Active	23	2	1	1	4.55%	23	22	0			R		10	\$1,060.80
107466	BRY AVENIR	02/15/2010	Active	18	1	1	0	0.00%	18	12	0			R	SC	8	\$1,726.27
Exc Award (06/30/2016, 06/30/2020)																	
19421	CHARENTON LE PONT	03/20/1969	Active	18	7	3	4	28.57%	16	35	0		2		VP,SC	7	\$1,583.56
43761	CHATEAU LONDON VALLEE DU LOING	04/27/1984	Active	12	0	1	-1	-7.69%	13	9	0		2	IP	SC	5	\$2,089.76
118531	CHELLES	12/28/2012	Active	23	6	3	3	15.00%	20	5	0				VP	11	\$1,080.32
19071	DOURDAN	07/02/1963	Active	15	3	0	3	25.00%	14		0			N		24+	
19072	DRAVEIL	02/07/1973	Active	22	0	0	0	0.00%	22		0				VP,SC	3	\$1,084.57
Exc Award (06/30/2022)																	
19074	ETAMPES	12/21/1959	Active	26	0	0	0	0.00%	26		0			N		10	
60322	EVRY	01/29/1998	Active	12	0	1	-1	-7.69%	13	31	0		None		P,S,T,M,VP SC	2	
19075	FONTAINEBLEAU	10/29/1956	Active	7	1	1	0	0.00%	8	1	0		2	R	M	10	\$1,041.28
45594	FONTENAY VAL DE MARNE	12/03/1985	Active	8	0	0	0	0.00%	9		0				VP,SC	9	
42430	GIF-SUR YVETTE CHEVRY	03/31/1983	Active	28	2	3	-1	-3.45%	30	3	0			N		4	\$2,452.13
48613	LA FERTE GAUCHER	05/23/1988	Active	24	2	0	2	9.09%	21		0			N	SC	5	\$525.79
Exc Award (06/30/2016, 06/30/2023)																	



Club Health Assessment for District 103IE through April 2025

			Status	Membership							Reports					Finance		LCIF
Club Number	Club Name	Charter Date		Current Member Count	YTD Members Added	YTD Members Dropped	YTD Net Growth	YTD Net Growth%	Member Count 12 Months Ago	Avg. length of service for dropped members	Months Since Last MMR ***	Yrs. Since Last Officer Report	President Rotation	Vice President Reported ****	Months Since Last Activity Report ***	Account Balance	Donations for current Fiscal Year	
			Number of times on status quo within last two years	If below 15 members appears				If net loss is greater than 20% appears			If no report in 3 months appears in	When more than one year appears in	Number of repeat terms	Notes the officers that do not have an active	If no report at 12 months appears in red			
19432	LAGNY VAL DE BUSSY Exc Award (06/30/2023)	06/30/1971	Active	18	4	0	4	28.57%	15		0			N	0		\$1,184.45	
19433	LE BOURGET LE BLANC MESNIL	06/07/1967	Active	7	0	2	-2	-22.22%	10	35	0		2	N	24+		\$630.96	
29131	LE PLESSIS TREVISE BOIS ST ANTOINE	04/18/1974	Active	5	0	0	0	0.00%	2		0			M,VP,SC	6			
124062	Limeil Brevannes	01/26/2015	Active	22	0	2	-2	-8.33%	24	25	0			N	10			
36143	MARNE LA VALLEE L C	10/31/1978	Active	14	0	4	-4	-22.22%	19	13	0			N	1		\$324.10	
34864	MARNE LA VALLEE NOISY LE GRAND Exc Award (06/30/2022)	12/09/1977	Active	16	1	5	-4	-20.00%	22	10	0			R SC	6			
19014	MEAUX Exc Award (06/30/2016)	11/08/1955	Active	43	3	2	1	2.38%	43	27	0			N	10		\$1,080.32	
19082	MELUN DOYEN	01/26/1956	Active	26	0	2	-2	-7.14%	28	48	0			N SC	10			
33861	MELUN VAL DE SEINE	05/11/1977	Active(1)	23	2	0	2	9.52%	21		0			T,M,VP,SC	N/A			
58262	MILLY LA FORET	05/13/1996	Active	11	2	0	2	22.22%	9		0			N SC	3		\$1,060.40	
19085	MONTGERON-VAL D'YERRES L C	02/13/1958	Active	16	2	0	2	14.29%	15		0			N	24+			
19086	MONTLHERY	06/18/1965	Active	6	1	4	-3	-33.33%	9	7	0			R SC	19			
44557	NEUILLY DHUYS	01/21/1985	Active	11	1	0	1	10.00%	12		0	1	None	P,S,T,M,VP SC	12		\$542.28	
19446	NOGENT-LE PERREUX L C	06/05/1958	Active	19	3	0	3	18.75%	17		0			N	12		\$3,240.96	
142325	Noisy Amitié Humanité	10/26/2020	Cancelled(6*)	0	0	15	-15	-100.00%	13	4	5		None	P,S,T,M,VP SC	N/R			
56672	ORMESSON SUCY VAL DS MOULINS Exc Award (06/30/2018)	03/15/1995	Active	22	0	1	-1	-4.35%	29	24	0			VP	0		\$1,164.72	
130706	Orsay-Courtaboeuf	04/13/2017	Active(1)	5	3	1	2	66.67%	3	5	0		2	VP	N/A		\$454.52	
148762	Ozoir Cyber Club Actions Autisme Francophone	11/11/2021	Active	22	5	2	3	15.79%	19	5	0			VP	6			
48927	OZOIR LA FERRIERE Exc Award (06/30/2016)	10/05/1988	Cancelled(6*)	0	0	1	-1	-100.00%	2	7	8	1	None	P,S,T,M,VP SC	13			
19447	PANTIN NOISY DRANCY AZUR	04/22/1965	Active	8	1	0	1	14.29%	7		0			N	5		\$104.05	



Club Health Assessment for District 103IE through April 2025

			Status	Membership							Reports					Finance	LCIF
Club Number	Club Name	Charter Date		Current Member Count	YTD Members Added	YTD Members Dropped	YTD Net Growth	YTD Net Growth%	Member Count 12 Months Ago	Avg. length of service for dropped members	Months Since Last MMR ***	Yrs. Since Last Officer Report	President Rotation	Vice President Reported ****	Months Since Last Activity Report ***	Account Balance	Donations for current Fiscal Year
			Number of times on status quo within last two years	If below 15 members appears						If net loss is greater than 20% appears	If no report in 3 months appears	When more than one year appears in	Number of repeat terms	Notes the officers that do not have an active	If no report at 12 months appears in red		
19024	PROVINS-NANGIS-BRAY SUR SEINE	06/05/1967	Active	30	3	1	2	7.14%	28	46	1			R T,SC	N/A		
19435	RAINCY VILLEMOMBLE	02/07/1958	Active	22	1	0	1	4.76%	22		0			N P	19		\$1,676.83
Exc Award (06/30/2016)																	
150046	Rosny Sous Bois Aquila	02/25/2022	Active(1)	16	3	1	2	14.29%	15	0	0			N	10		
53812	SAINT MAUR BORDS DE MARNE	11/11/1992	Active(1)	4	0	0	0	0.00%	4		2			IP SC	N/R		
19427	SAINT MAUR DES FOSSES DOYEN	04/19/1966	Active	27	0	0	0	0.00%	27		0			N	5		\$2,082.57
Exc Award (06/30/2023)																	
19095	SAINTE GENEVIEVE SAVIGNY VALLEE DE L'ORGE	09/19/1972	Cancelled(6*)	0	0	4	-4	-100.00%	4	13	4	1	None	P,S,T,M,VP SC	N/R		\$981.13
101681	SAINT-MAUR ALLIANCE	05/01/2008	Active	29	3	2	1	3.57%	27	0	0			N	10		\$1,051.59
62772	SEVRAN-NOBEL VILLEPINTE	02/11/2000	Cancelled(6*)	0	0	0	0	0.00%	4		8	1	None	P,S,T,M,VP SC	N/R		
19467	ST MANDE	07/05/1956	Active	7	0	2	-2	-22.22%	10	7	0			N	17		\$1,041.28
60638	VAL DE BIEVRE	04/14/1998	Active	15	2	0	2	15.38%	13		0		3	R M,SC	24+		
56252	VERRIERES LE BUISSON ? IGNU	11/16/1994	Active	5	0	0	0	0.00%	6		0			N M	0		\$542.28
19475	VINCENNES VAL DE MARNE	11/15/1956	Active	19	1	0	1	5.56%	21		0			N	14		\$2,169.14

Clubs Cancelled Previous Fiscal Year – Clubs Cancelled within last 12 months may be reinstated

Club Number	Club Name	Charter Date	Current Status*	Cancellation Date
40888	COULOMMIERS COMMANDERIE	02/10/1982	Cancelled(8*)	12/29/2023
29505	LONGJUMEAU-PALaiseau	06/19/1974	Cancelled(8*)	12/29/2023

Current Total Clubs Count	YTD New Clubs Count	YTD Cancelled Clubs Count	YTD Net Club Gain	Current Total Members Count	YTD Add	YTD Drop	YTD Net Growth	YTD Net Growth %	Member Count 12 Months Ago	Average Member Count Per Club	% of Clubs with less than 20 members	% No MMR in 3 Months	% No Officer Report in 12 Months	% of Clubs with balance 90+ days	Number of Clubs in Status Quo	% Status Quo Clubs in Financial Suspension	Number of Cancelled Clubs	Average Cancelled Club Age	Members Lost Due to Cancellation	% of Clubs Cancelled for Non-Financial Reasons
48	0	4	-4	845	72	82	-10	-1.17%	852	18	60%	0%	2%	0%	0	0%	4	52	20	50%



Club Health Assessment for District 103IE through April 2025

			Status	Membership							Reports					Finance	LCIF
Club Number	Club Name	Charter Date		Current Member Count	YTD Members Added	YTD Members Dropped	YTD Net Growth	YTD Net Growth%	Member Count 12 Months Ago	Avg. length of service for dropped members	Months Since Last MMR ***	Yrs. Since Last Officer Report	President Rotation	Vice President Reported ****	Months Since Last Activity Report ***	Account Balance	Donations for current Fiscal Year
			Number of times on status quo within last two years	If below 15 members appears				If net loss is greater than 20% appears			If no report in 3 months appears in	When more than one year appears in	Number of repeat terms	Notes the officers that do not have an active	If no report at 12 months appears in red		

* - P - Priority Club. Cancellation Reasons: 1-Objectives/conduct, 2-Non-active club, 5-Non-existing club, 6-Disbanding, 7-Merger, 8-Financial Suspension, 9-District/Multiple District Dues.
** - Abbreviation: P-President, S-Secretary, T-Treasurer, M-Member Chairperson, VP-First Vice President, MC-Communications Chairperson, SC-Service Chairperson
*** - Abbreviation: N/R - Never reported using the Lions Clubs website, N/A - Not applicable, No password registered for the Lions Clubs website.
**** - Abbreviation: N - New, IP - Immediate Past, R - Repeat.



Club Health Assessment for District 103IP through April 2025

			Status	Membership							Reports					Finance	LCIF
Club Number	Club Name	Charter Date		Current Member Count	YTD Members Added	YTD Members Dropped	YTD Net Growth	YTD Net Growth%	Member Count 12 Months Ago	Avg. length of service for dropped members	Months Since Last MMR ***	Yrs. Since Last Officer Report	President Rotation	Vice President Reported ****	Months Since Last Activity Report ***	Account Balance	Donations for current Fiscal Year
			Number of times on status quo within last two years	If below 15 members appears				If net loss is greater than 20% appears			If no report in 3 months appears in	When more than one year appears in	Number of repeat terms	Notes the officers that do not have an active	If no report at 12 months appears in red		
Clubs less than two years old																	
181483	Paris Gastronomy Universal	03/24/2025	Newly Chartered	21	21	0	21	100.00%	0		1			N	M,SC	N/R	
154034	Paris Parasport Universal	06/14/2023	Cancelled(6*)	0	0	0	0	0.00%	15		3		None		P,S,T,M,VP SC	N/R	
179092	Paris Rosa Bonheur	03/24/2025	Newly Chartered	20	20	0	20	100.00%	0		1				M,VP,SC	N/R	
Clubs more than two years old																	
43903	PARIS ARC DE TRIOMPHE	05/31/1984	Active	28	0	1	-1	-3.45%	28	10	0		None		P,S,T,VP	1	\$6,463.34
Exc Award (06/30/2023)																	
126353	Paris Atlantique	12/07/2015	Active	6	0	1	-1	-14.29%	8	9	2			R	SC	24+	
49598	PARIS BELLEVILLE MENILMONTANT	06/13/1989	Active	11	0	0	0	0.00%	13		6		2	N		24+	
48430	PARIS BOURSE GAILLON	04/18/1988	Active	18	0	1	-1	-5.26%	19	21	0		2	N		24	
36232	PARIS BUTTE-MONTMARTRE	11/20/1978	Active	6	0	0	0	0.00%	6		16		2		M,VP,SC	24+	
116614	PARIS BUTTES CHAUMONT	05/07/2012	Active	20	1	0	1	5.26%	19		0			N		1	\$2,936.09
Exc Award (06/30/2018)																	
19451	PARIS CHAILLOT	11/19/1963	Active	22	2	1	1	4.76%	13	15	3		3		M,VP,SC	17	\$525.51
19450	PARIS CONCORDE	06/12/1973	Active	13	0	2	-2	-13.33%	16	25	0		2		VP,SC	0	\$1,416.65
19448	PARIS DOYEN	07/26/1948	Active	25	1	6	-5	-16.67%	33	13	0				VP	1	\$1,420.79
127713	Paris Eiffel	05/31/2016	Active	10	1	0	1	11.11%	10		1		2	N		2	\$216.91
58158	PARIS EST NOTRE DAME	04/19/1996	Active	9	0	2	-2	-18.18%	11	29	0			R	SC	24+	
19449	PARIS ETOILE	01/29/1974	Active	6	2	1	1	20.00%	5	22	0		5	R	M,SC	5	
149039	Paris France Gastronomie	11/18/2021	Active(1)	15	6	8	-2	-11.76%	43	2	0		None	R	P,SC	22	90+ Days
134645	Paris Gaite	05/15/2018	Active	7	0	0	0	0.00%	7		0		4		VP	24+	
149875	Paris Haussmann	02/10/2022	Active	12	2	0	2	20.00%	11		0			N		10	\$239.50
123796	Paris Helen Keller	01/19/2015	Active	19	1	1	0	0.00%	17	6	0			N	SC	13	
64223	PARIS ILE DE LA CITE	04/30/2001	Active	21	0	1	-1	-4.55%	21	19	0			R		13	\$108.46



Club Health Assessment for District 103IP through April 2025

			Status	Membership							Reports					Finance		LCIF
Club Number	Club Name	Charter Date		Current Member Count	YTD Members Added	YTD Members Dropped	YTD Net Growth	YTD Net Growth%	Member Count 12 Months Ago	Avg. length of service for dropped members	Months Since Last MMR ***	Yrs. Since Last Officer Report	President Rotation	Vice President Reported ****	Months Since Last Activity Report ***	Account Balance	Donations for current Fiscal Year	
			Number of times on status quo within last two years	If below 15 members appears					If net loss is greater than 20% appears			If no report in 3 months appears in	When more than one year appears in	Number of repeat terms	Notes the officers that do not have an active	If no report at 12 months appears in red		
116612	PARIS LA SORBONNE	05/01/2012	Active(1)	6	0	0	0	0.00%	6		4		7		VP,SC	5		\$33.25
19437	PARIS LONGCHAMP	02/08/1962	Active	17	1	3	-2	-10.53%	19	2	2			N		24+		
33441	PARIS MONCEAU GRANDE ARMEE Exc Award (06/30/2024)	03/16/1977	Active	20	0	3	-3	-13.04%	23	20	0		2	R	SC	2		\$1,572.63
42812	PARIS MONNAIE BEAUX ARTS	06/06/1983	Active	16	0	0	0	0.00%	16		0		8	N	S,SC	24+		
124628	Paris Montaigne	04/14/2015	Active	23	0	0	0	0.00%	23		0			N		13		\$1,052.36
57359	PARIS OBSERVATOIRE-RIVE GAUCHE	09/20/1995	Active	11	0	0	0	0.00%	11		0				VP	0		\$2,131.55
124799	Paris Ocean	05/08/2015	Active(2)	6	1	3	-2	-25.00%	8	1	3		None	R	P,S,T,M,SC	24+		
34294	PARIS OUEST-AUTEUIL	06/27/1977	Cancelled(6*)	0	0	10	-10	-100.00%	10	12	1		2	N		24+	90+ Days	
19457	PARIS PALAIS ROYAL	01/04/1974	Active	11	0	0	0	0.00%	11		0		None		P,S,M,VP,SC	6		
137396	Paris Passy Horizons	02/13/2019	Active	5	0	2	-2	-28.57%	8	6	0		2		VP	5		
130650	Paris Pont Neuf	04/06/2017	Active	10	2	3	-1	-9.09%	12	6	0		2	N	S,SC	3		
60319	PARIS PORT AUX LIONS 2	01/16/1998	Active	11	0	1	-1	-8.33%	12	27	0				M,VP,SC	2		\$162.05
153073	Paris Pyramides et Prospective	11/29/2022	Active(4)	17	7	5	2	13.33%	20	4	0			N		14		
47877	PARIS QUAI D'ORSAY	11/24/1987	Active	9	0	0	0	0.00%	9		0			R		24+		\$216.91
34216	PARIS QUARTIER LATIN	06/27/1977	Active	19	0	0	0	0.00%	21		2				VP,SC	6		\$1,313.63
109552	PARIS RIVOLI	10/27/2010	Active	5	1	1	0	0.00%	5	6	1		2	R	P,M,SC	13		\$2,103.18
61594	PARIS SAINTE GENEVIEVE Exc Award (06/30/2023)	03/04/1999	Active	9	1	2	-1	-10.00%	9	18	0		2	R	SC	3		
122420	Paris Saint-Georges	06/13/2014	Active	19	3	1	2	11.76%	18	1	2			N		24+		\$416.51
137388	Paris Seyssel	02/07/2019	Active	33	7	2	5	17.86%	29	4	0		3	R		4		
60494	PARIS SUFFREN-FONTENOY	03/20/1998	Active	5	0	0	0	0.00%	5		0		5	R		15		
154032	Paris UDAF	04/07/2023	Active(1)	21	0	0	0	0.00%	21		4		3		M,VP,SC	N/R	90+ Days	
140922	Paris Vent d'Ouest Exc Award (06/30/2023)	02/14/2020	Active	20	2	8	-6	-23.08%	29	6	0		3	N	SC	21		



Club Health Assessment for District 103IP through April 2025

				Status	Membership						Reports				Finance	LCIF		
Club Number	Club Name	Charter Date			Current	YTD	YTD	YTD	YTD	Member	Avg. length	Months	Yrs. Since	President	Vice	Months	Account	Donations
					Member	Members	Members	Net	Net	Count	12	of service	Since					
					Count	Added	Dropped	Growth	Growth%	12 Months Ago	members	Last MMR ***	Officer Report	Rotation	President Reported ****	Activity Report ***		Fiscal Year
			Number of times on status quo within last two years		If below 15 members appears				If net loss is greater than 20% appears			If no report in 3 months appears in	When more than one year appears in	Number of repeat terms	Notes the officers that do not have an active	If no report at 12 months appears in red		

Clubs Cancelled Previous Fiscal Year – Clubs Cancelled within last 12 months may be reinstated

Club Number	Club Name	Charter Date	Current Status*	Cancellation Date
140882	Paris Intercultural	02/17/2020	Cancelled(8*)	12/29/2023
153076	Paris Passion Universal	11/29/2022	Cancelled(6*)	01/29/2024
124079	Paris Sologne	01/28/2015	Cancelled(8*)	06/29/2024

Current Total Clubs Count	YTD New Clubs Count	YTD Cancelled Clubs Count	YTD Net Club Gain	Current Total Members Count	YTD Add	YTD Drop	YTD Net Growth	YTD Net Growth %	Member Count 12 Months Ago	Average Member Count Per Club	% of Clubs with less than 20 members	% No MMR in 3 Months	% No Officer Report in 12 Months	% of Clubs with balance 90+ days	Number of Clubs in Status Quo	% Status Quo Clubs in Financial Suspension	Number of Cancelled Clubs	Average Cancelled Club Age	Members Lost Due to Cancellation	% of Clubs Cancelled for Non-Financial Reasons
40	2	2	0	582	82	69	13	2.28%	620	15	70%	15%	0%	5%	0	0%	2	32	10	0%

* - P - Priority Club. Cancellation Reasons: 1-Objectives/conduct, 2-Non-active club, 5-Non-existing club, 6-Disbanding, 7-Merger, 8-Financial Suspension, 9-District/Multiple District Dues.

** - Abbreviation: P-President, S-Secretary, T-Treasurer, M-Member Chairperson, VP-First Vice President, MC-Communications Chairperson, SC-Service Chairperson

*** - Abbreviation: N/R - Never reported using the Lions Clubs website, N/A - Not applicable, No password registered for the Lions Clubs website.

**** - Abbreviation: N - New, IP - Immediate Past, R - Repeat.



Club Health Assessment for District 103IW through April 2025

			Status	Membership						Reports					Finance		LCIF	
Club Number	Club Name	Charter Date		Current Member Count	YTD Members Added	YTD Members Dropped	YTD Net Growth	YTD Net Growth%	Member Count 12 Months Ago	Avg. length of service for dropped members	Months Since Last MMR ***	Yrs. Since Last Officer Report	President Rotation	Vice President Reported ****	Months Since Last Activity Report ***	Account Balance	Donations for current Fiscal Year	
			Number of times on status quo within last two years	If below 15 members appears					If net loss is greater than 20% appears			If no report in 3 months appears in	When more than one year appears in	Number of repeat terms	Notes the officers that do not have an active	If no report at 12 months red		
Clubs less than two years old																		
154668	Colombes Envol Nord de Seine	06/08/2023	Active	4	0	3	-3	-42.86%	7	1	1		N	S,M,SC	N/R			
156855	Haut Val d'Oise	02/16/2024	Active	17	0	0	0	0.00%	21		4		2	R	N/R			
172916	Vauréal Coeurs Battants	11/21/2024	Active	20	20	0	20	100.00%	0		0			M,VP,SC	N/A			
154470	Villennes-Sur-Seine - Medan	06/02/2023	Active	19	0	1	-1	-5.00%	18	2	0		N	M,SC	10		\$1,062.92	
Clubs more than two years old																		
47152	ANTONY	04/07/1987	Active	10	2	4	-2	-16.67%	12	14	1			T,VP,SC	5		\$416.19	
19416	ARGENTEUIL CORMEILLES EN PARIS	05/01/1958	Active	18	6	5	1	5.88%	17	13	0		2	R	SC	10	\$1,062.92	
62735	ARGENTEUIL IMPRESSIONNISTES	01/27/2000	Active	13	1	1	0	0.00%	12	8	4			R	M,SC	10		
19417	ASNIERES BOIS COLOMBES	12/29/1959	Active	17	0	0	0	0.00%	14		0		2	N		10		
78344	AUVERS IRIS	02/25/2004	Active	10	0	0	0	0.00%	10		4			N	VP,SC	N/R	\$1,167.06	
19419	BEAUCHAMP TAVERNY ERMONT	05/25/1966	Active	28	0	2	-2	-6.67%	29	17	1			N		22	\$1,062.92	
121525	Boulogne Billancourt L'Innovante	03/10/2014	Active	25	6	1	5	25.00%	21	12	0			N	SC	5	\$1,541.28	
117822	BOURG LA REINE VAL DE BIEVRE	09/12/2012	Active	16	0	2	-2	-11.11%	21	10	0			N	T	11	\$696.96	
35594	CERGY-VILLE NOUVELLE	05/19/1978	Active	19	1	1	0	0.00%	19	46	0				VP,SC	24+		
134302	Chambourcy	05/30/2018	Active	17	2	4	-2	-10.53%	19	13	0		2	R	SC	24+	\$600.00	
89303	CHATENAY MALABRY	09/21/2005	Active	15	2	0	2	15.38%	13		0			N		6	\$1,062.92	
19424	CLICHY LEVALLOIS PERRET DOYEN	11/07/1963	Active	20	0	6	-6	-23.08%	27	24	1			N	SC	1		
50643	CONFLANS MONTJOIE	06/12/1990	Active	19	0	0	0	0.00%	18		0		2		VP	9	\$486.14	
19468	DOMONT	05/04/1971	Active	20	2	2	0	0.00%	21	1	0				VP	10	\$1,582.77	
124417	Elancourt Aqualina	04/03/2015	Active	26	4	1	3	13.04%	23	52	0			N		2	\$1,028.42	
19428	ENGHIEN MONTMORENCY	12/16/1960	Active	18	2	1	1	5.88%	17	6	0			N		7	\$1,040.49	
115662	ERAGNY BOUCLE DE L'OISE	12/05/2011	Active	8	0	1	-1	-11.11%	10	13	1		2		VP,SC	7		



Club Health Assessment for District 103IW through April 2025

			Status	Membership								Reports					Finance		LCIF
Club Number	Club Name	Charter Date		Current Member Count	YTD Members Added	YTD Members Dropped	YTD Net Growth	YTD Net Growth%	Member Count 12 Months Ago	Avg. length of service for dropped members	Months Since Last MMR ***	Yrs. Since Last Officer Report	President Rotation	Vice President Reported ****	Months Since Last Activity Report ***	Account Balance	Donations for current Fiscal Year		
			Number of times on status quo within last two years	If below 15 members appears				If net loss is greater than 20% appears			If no report in 3 months appears in	When more than one year appears in	Number of repeat terms		Notes the officers that do not have an active	If no report at 12 months appears in red			
50378	EZANVILLE ECOUEN	04/02/1990	Active	6	0	4	-4	-40.00%	12	12	5				T,M,VP,SC	23			
64257	FONTENAY AUX ROSES-VAL A LOUPS	05/04/2001	Active	6	0	0	0	0.00%	6		0		2	N		13			
137475	Gennevilliers - Port de Paris	03/18/2019	Active	10	0	2	-2	-16.67%	12	3	1				M,VP,SC	N/A			
123849	Houilles Victor Schoelcher	12/22/2014	Active	14	1	1	0	0.00%	13	10	0			N		4			
67381	JOUY EN JOSAS - BUC - LES LOGES EN JOSAS	03/04/2003	Active	23	3	3	0	0.00%	23	9	0			R		10		\$833.03	
19431	LA DEFENSE	02/26/1963	Active	19	1	1	0	0.00%	19	10	0			N	SC	17		\$7,167.85	
44056	LA GARENNE COLOMBES	06/30/1984	Active	8	0	1	-1	-11.11%	9	6	0		2	R	SC	24			
137921	LE CHESNAY-ROCQUENCOURT Exc Award (06/30/2023)	05/13/2019	Active	15	0	1	-1	-6.25%	15	3	0			N		10		\$542.28	
46319	LE PECQ COTEAUX DE SEINE Exc Award (06/30/2018)	06/24/1986	Active	22	1	1	0	0.00%	23	19	0			R	SC	13		\$86.77	
19429	LE PLESSIS ROBINSON	01/04/1968	Active	15	0	0	0	0.00%	16		0				VP	13		\$542.28	
19436	LE VESINET Exc Award (06/30/2016)	05/04/1965	Active	7	0	0	0	0.00%	7		4			N	M,SC	24+			
48544	LES ESSARTS-LE-ROI, LE MESNIL-SAINT-DENIS, LE	05/10/1988	Active	13	0	0	0	0.00%	10		2			N	M,SC	24+			
19430	L'ISLE ADAM PARMAIN	04/05/1965	Active	17	2	0	2	13.33%	16		0			N	M,SC	10			
43504	LUZARCHES CHAUMONTEL	02/27/1984	Active	10	3	0	3	42.86%	7		0				VP,SC	11			
19438	MAISONS LAFFITTE-LE MESNI LE R	05/04/1965	Active	17	3	8	-5	-22.73%	22	26	0			N	SC	22		\$1,062.52	
19439	MANTES LA JOLIE	06/23/1955	Active	14	0	1	-1	-6.67%	15	8	4				M,VP,SC	24+			
44992	MANTES VAL DE SEINE	05/30/1985	Active	22	2	0	2	10.00%	20		0			N		12		\$2,125.85	
50644	MARINES VEXIN FRANCAIS	06/12/1990	Active	11	1	0	1	10.00%	10		0			N	SC	N/A			
19440	MARLY LE ROI LOUVECIENNES LE PORT Exc Award (06/30/2023)	07/03/1964	Active	24	1	2	-1	-4.00%	27	27	1			N		12			
107315	MAULE EPONE VALLEE DE LA MAULDRE	01/22/2010	Active	13	0	0	0	0.00%	12		0		2	N	SC	24+			



Club Health Assessment for District 103IW through April 2025

			Status	Membership							Reports					Finance	LCIF
Club Number	Club Name	Charter Date		Current Member Count	YTD Members Added	YTD Members Dropped	YTD Net Growth	YTD Net Growth%	Member Count 12 Months Ago	Avg. length of service for dropped members	Months Since Last MMR ***	Yrs. Since Last Officer Report	President Rotation	Vice President Reported ****	Months Since Last Activity Report ***	Account Balance	Donations for current Fiscal Year
			Number of times on status quo within last two years	If below 15 members appears				If net loss is greater than 20% appears			If no report in 3 months appears	When more than one year appears in	Number of repeat terms	Notes the officers that do not have an active	If no report at 12 months red		
19466	MAUREPAS ST QUENTIN EN YVELINES DOYEN Exc Award (06/30/2018)	06/12/1973	Active	5	1	0	1	25.00%	4		0			S,VP,SC	16		\$1,040.49
19441	MEUDON-ISSY LES MOULINEAUX-CLA	05/14/1970	Active	9	1	2	-1	-10.00%	10	1	0		3	N	SC	10	
19442	MEULAN LES MUREAUX	03/31/1971	Active	17	1	2	-1	-5.56%	16	1	0			N	SC	11	
126961	Montfort L'Amaury	03/03/2016	Active	12	0	2	-2	-14.29%	14	7	1			N	SC	7	
42813	MONTIGNY LES 3 VILLAGES	06/29/1983	Active	17	0	1	-1	-5.56%	18	19	0			N	SC	0	\$1,041.28
19443	MONTROUGE-VANVES-MALA KOFF	06/02/1971	Active	11	0	2	-2	-15.38%	13	1	0		2	N		5	\$572.50
137499	NANTERRE	05/31/2019	Active	9	0	0	0	0.00%	9		1		2	R	M,SC	22	\$156.19
46588	NEAUPHLE LE CHATEAU	10/14/1986	Active	13	0	1	-1	-7.14%	14	8	0			N		10	\$1,040.49
50642	NEUILLY BORD DE SEINE	06/12/1990	Active	14	2	1	1	7.69%	12	45	0		3	N		10	
19445	NEUILLY DOYEN	12/07/1955	Cancelled(6*)	0	0	0	0	0.00%	8		10	1	None		P,S,T,M,VP SC VP	N/R	
37844	NOISY LE ROI - BAILLY - VAL DE GALLY	12/26/1979	Active	27	0	1	-1	-3.57%	28	30	0					1	\$2,125.85
32100	ORGEVAL VERNEUIL VERNOUILLET	04/13/1976	Active	12	0	1	-1	-7.69%	12	5	0			N		24	
55120	PISCOP-SAINT-BRICE SOUS FORET	12/10/1993	Active	17	0	1	-1	-5.56%	16	39	0			N	SC	1	
50716	POISSY BLANCHE DE CASTILLE	06/22/1990	Active	8	3	3	0	0.00%	9	25	0			IP	M,SC	5	
41522	POISSY DOYEN	06/21/1982	Active	19	0	6	-6	-24.00%	24	19	0				M,VP,SC	10	
56153	POISSY PINCERAI	10/17/1994	Active	16	1	0	1	6.67%	14		0			N	M	24+	\$2,862.21
19459	PONTOISE	07/01/1956	Active	22	0	2	-2	-8.33%	23	24	0			N		10	
19460	PUTEAUX	04/19/1963	Active	15	5	1	4	36.36%	14	5	0			N		10	
19092	RAMBOUILLET	05/30/1961	Active	13	0	1	-1	-7.14%	13	2	0			N	M,SC	2	
19461	ROISSY PAYS DE FRANCE	01/16/1974	Active	34	1	1	0	0.00%	31	40	0			N		3	\$1,044.88
19462	RUEIL MALMAISON	12/01/1960	Active	34	0	4	-4	-10.53%	35	6	0			N		5	\$4,772.35
19463	SAINT CLOUD-GARCHES-VAUCRES	05/28/1957	Active	30	1	2	-1	-3.23%	31	3	0			N	VP,SC	N/R	\$3,134.64



Club Health Assessment for District 103IW through April 2025


			Status	Membership							Reports					Finance		LCIF
Club Number	Club Name	Charter Date		Current Member Count	YTD Members Added	YTD Members Dropped	YTD Net Growth	YTD Net Growth%	Member Count 12 Months Ago	Avg. length of service for dropped members	Months Since Last MMR ***	Yrs. Since Last Officer Report	President Rotation	Vice President Reported ****	Months Since Last Activity Report ***	Account Balance	Donations for current Fiscal Year	
			Number of times on status quo within last two years	If below 15 members appears				If net loss is greater than 20% appears			If no report in 3 months appears in	When more than one year appears in	Number of repeat terms	Notes the officers that do not have an active	If no report at 12 months appears in red			
104890	SAINT CYR L'ECOLE - TROIS FONTAINES	03/12/2009	Active	13	0	1	-1	-7.14%	13	4	0			VP	1			
107418	SAINT GERMAIN EN LAYE CHATEAU	02/16/2010	Active	17	1	1	0	0.00%	14	2	1			IP	SC	12		
19464	SAINT-GERMAIN-EN-LAYE DOYEN Exc Award (06/30/2023)	09/20/1955	Active	23	1	4	-3	-11.54%	24	25	1			N	SC	5		
29506	SANNOIS HERBLAY LA FRETTE RIVE DE SEINE Exc Award (06/30/2024)	06/07/1974	Active	21	1	0	1	5.00%	20		0		7	R	SC	24+		
19469	SARTROUVILLE	01/08/1974	Active	28	1	2	-1	-3.45%	29	18	0			N	M,SC	5	\$833.03	
19470	SCEAUX	12/14/1967	Active	16	0	0	0	0.00%	15		0			N	SC	0		
19471	SEVRES-VILLE D'AVRAY	03/08/1957	Active	10	0	2	-2	-16.67%	14	20	0			N		7		
19472	SURESNES	04/06/1970	Active	35	2	2	0	0.00%	36	17	0			R		1	\$557.54	
137606	Val d'Oise 95 - Avenir 21	03/12/2019	Active	8	0	3	-3	-27.27%	11	2	3			N	SC	17		
33864	VALLEE DE CHEVREUSE L C	05/18/1977	Active	15	0	3	-3	-16.67%	18	9	2			R	SC	12		
54333	VELIZY CONCORDE	04/12/1993	Active	11	0	0	0	0.00%	10		0			N	SC	0		
140034	Velizy Phoenix Exc Award (06/30/2023, 06/30/2024)	11/21/2019	Active	23	0	2	-2	-8.00%	24	20	0			N		7	\$2,449.95	
19473	VERSAILLES DOYEN	10/14/1954	Active	23	0	1	-1	-4.17%	23	1	0			N	SC	10		
47837	VERSAILLES MENYANTHES	11/12/1987	Active	16	3	0	3	23.08%	15		0		2	N		5		
37697	VERSAILLES TRIANON	11/15/1979	Active	28	0	2	-2	-6.67%	29	13	0				P,VP,SC	24+		
19474	VILLENEUVE LA GARENNE	06/28/1961	Active	14	0	1	-1	-6.67%	15	23	0			N	M,SC	N/A	\$1,561.13	
150865	Yvelines Environnement	05/27/2022	Cancelled(6*)	0	0	7	-7	-100.00%	11	2	4		None		P,S,T,M,VP SC	10		
118568	YVELINES HERALDIC Exc Award (06/30/2016)	01/09/2013	Active(1)	11	11	2	9	450.00%	11	0	3			IP	M,SC	24+		

Clubs Cancelled Previous Fiscal Year – Clubs Cancelled within last 12 months may be reinstated

Club Number	Club Name	Charter Date	Current Status*	Cancellation Date
-------------	-----------	--------------	-----------------	-------------------



Club Health Assessment for District 103IW through April 2025



Club Number	Club Name	Charter Date	Status	Membership							Reports					Finance		LCIF		
				Current Member Count	YTD Members Added	YTD Members Dropped	YTD Net Growth	YTD Net Growth%	Member Count 12 Months Ago	Avg. length of service for dropped members	Months Since Last MMR ***	Yrs. Since Last Officer Report	President Rotation	Vice President Reported ****	Months Since Last Activity Report ***	Account Balance	Donations for current Fiscal Year			
			Number of times on status quo within last two years	If below 15 members appears				If net loss is greater than 20% appears			If no report in 3 months appears in	When more than one year appears in	Number of repeat terms	Notes the officers that do not have an active	If no report at 12 months appears in red					
143977	Le Chesnay - Courtois	03/08/2021	Cancelled(6*)	07/29/2023																
116299	VAUREAL HAUTIL	03/12/2012	Cancelled(6*)	07/29/2023																
Current Total Clubs Count	YTD New Clubs Count	YTD Cancelled Clubs Count	YTD Net Club Gain	Current Total Members Count	YTD Add	YTD Drop	YTD Net Growth	YTD Net Growth %	Member Count 12 Months Ago	Average Member Count Per Club	% of Clubs with less than 20 members	% No MMR in 3 Months	% No Officer Report in 12 Months	% of Clubs with balance 90+ days	Number of Clubs in Status Quo	% Status Quo Clubs in Financial Suspension	Number of Cancelled Clubs	Average Cancelled Club Age	Members Lost Due to Cancellation	% of Clubs Cancelled for Non-Financial Reasons
79	1	2	-1	1,311	102	127	-25	-1.87%	1,343	17	72%	10%	0%	0%	0	0%	2	43	7	100%

* - P - Priority Club. Cancellation Reasons: 1-Objectives/conduct, 2-Non-active club, 5-Non-existing club, 6-Disbanding, 7-Merger, 8-Financial Suspension, 9-District/Multiple District Dues.

** - Abbreviation: P-President, S-Secretary, T-Treasurer, M-Member Chairperson, VP-First Vice President, MC-Communications Chairperson, SC-Service Chairperson

*** - Abbreviation: N/R - Never reported using the Lions Clubs website, N/A - Not applicable, No password registered for the Lions Clubs website.

**** - Abbreviation: N - New, IP - Immediate Past, R - Repeat.



Club Health Assessment for District 112 A through April 2025

			Status	Membership						Reports					Finance		LCIF	
Club Number	Club Name	Charter Date		Current Member Count	YTD Members Added	YTD Members Dropped	YTD Net Growth	YTD Net Growth%	Member Count 12 Months Ago	Avg. length of service for dropped members	Months Since Last MMR ***	Yrs. Since Last Officer Report	President Rotation	Vice President Reported ****	Months Since Last Activity Report ***	Account Balance	Donations for current Fiscal Year	
			Number of times on status quo within last two years	If below 15 members appears					If net loss is greater than 20% appears			If no report in 3 months appears in	When more than one year appears in	Number of repeat terms	Notes the officers that do not have an active	If no report at 12 months appears in red		
Clubs more than two years old																		
21928	AALST	03/27/1956	Active	25	0	0	0	0.00%	25		0			N	P,S,M,VP	3		\$3,677.00
110542	ASSENEDE DIEDERIK	03/30/2011	Active	21	2	1	1	5.00%	20	33	0			N	P,S,T,M,VP SC	3		\$1,115.07
Exc Award (06/30/2017)																		
21942	BLANKENBERGE	09/10/1973	Active	31	0	1	-1	-3.13%	32	9	0			R	P,S,T,M,VP SC	0		\$2,106.57
Exc Award (06/30/2017)																		
21944	BRUGGE	06/27/1956	Active	28	2	2	0	0.00%	29	13	0			R	P,S,T,M,VP SC	5		\$2,125.62
52731	BRUGGE MARITIME	03/18/1992	Active	8	0	1	-1	-11.11%	9	14	0			N	P,S,T,M,VP SC	24+		
Exc Award (06/30/2017)																		
21945	BRUGGE ZEEHAVEN	11/24/1971	Active(1)	26	0	2	-2	-7.14%	26	16	0			N	P,S,T,SC	24+		
55035	DAMME ZWIN	11/04/1993	Active	20	0	5	-5	-20.00%	24	22	0			R	P,S,T,M,SC	0		\$2,022.59
Exc Award (06/30/2017)																		
58355	DE HAAN PERMEKELAND	05/31/1996	Active	40	2	1	1	2.56%	39	12	0		2	R	P,S,T,M,VP SC	24+		\$1,832.55
Exc Award (06/30/2017)																		
21991	DE PANNE WESTKUST	04/26/1954	Active	40	3	5	-2	-4.76%	40	15	0				P,S,T,M,VP SC	6		\$5,422.85
Exc Award (06/30/2023, 06/30/2024)																		
77586	DE PINTE MILLENNIUM	10/16/2003	Active	40	3	2	1	2.56%	39	19	0		2	R	P,S,T,VP,SC	1		\$3,302.90
Exc Award (06/30/2017)																		
21961	DEINZE	06/09/1959	Active	28	2	0	2	7.69%	29		0			R	P,S,T,M,VP SC	24+		\$3,727.39
Exc Award (06/30/2017)																		
98920	Dender Lions	03/27/2007	Active	21	1	1	0	0.00%	21	14	0			R	P,S,T,M,VP SC	7		\$2,601.22
Exc Award (06/30/2017)																		
38983	DENDERMONDE	10/22/1980	Active(1)	27	2	2	0	0.00%	27	33	0			N	P,S,T,M,VP SC	N/R		\$1,084.57
Exc Award (06/30/2017)																		
103965	EVERGEM VLAAMSE VALLEIEN	11/17/2008	Active	34	0	0	0	0.00%	34		0			R		N/A		\$3,721.88
84976	GAVERE RHODELAND	02/10/2005	Active	24	0	2	-2	-7.69%	25	10	0			N		2		
135026	Gent Centinelle	06/06/2018	Active(1)	29	1	3	-2	-6.45%	31	4	0			N	P,S,T,M,VP SC	1		\$1,080.32
21971	GENT GAND	12/02/1952	Active(2)	68	2	2	0	0.00%	68	27	0			R	P,S,T,M,VP SC	N/R		



Club Health Assessment for District 112 A through April 2025

			Status	Membership							Reports					Finance	LCIF
Club Number	Club Name	Charter Date		Current Member Count	YTD Members Added	YTD Members Dropped	YTD Net Growth	YTD Net Growth%	Member Count 12 Months Ago	Avg. length of service for dropped members	Months Since Last MMR ***	Yrs. Since Last Officer Report	President Rotation	Vice President Reported ****	Months Since Last Activity Report ***	Account Balance	Donations for current Fiscal Year
			Number of times on status quo within last two years	If below 15 members appears				If net loss is greater than 20% appears			If no report in 3 months appears in	When more than one year appears in	Number of repeat terms		Notes the officers that do not have an active	If no report at 12 months appears in red	
53408	GENT GANDALYS Exc Award (06/30/2017)	06/23/1992	Active(1)	24	1	1	0	0.00%	25	38	0			R	23		\$1,301.48
51846	GENT GRAAF VAN VLAANDEREN Exc Award (06/30/2017)	06/28/1991	Active(1)	18	11	6	5	38.46%	8	16	0			S,M,VP,SC	1		
29229	GENT LEIELAND	04/30/1974	Active	22	2	2	0	0.00%	23	27	0		2	R	P,S,T,M,VP SC	N/R	
21972	GENT SCALDIS Exc Award (06/30/2017)	09/12/1967	Active	55	0	0	0	0.00%	55		0			R		N/R	\$8,210.53
21976	GERAARDSBERGEN	10/05/1961	Active	33	1	0	1	3.13%	32		0			R	SC	0	\$2,408.10
42837	GHEENT SEAPORT	06/29/1983	Active	42	0	2	-2	-4.55%	43	26	0			N	SC	24+	
58356	HARELBEKE LIEDERIK	05/31/1996	Active(1)	45	2	0	2	4.65%	43		0		2	R		N/R	\$1,108.18
48031	HERZELE	01/07/1988	Active	21	3	2	1	5.00%	20	5	0		2	R	P,S,T,M,VP	N/R	\$3,267.94
110492	HEUVELLAND Exc Award (06/30/2017)	03/16/2011	Active	46	2	1	1	2.22%	46	10	0			N	SC	24+	\$3,277.06
22038	IEPER POPERINGE Exc Award (06/30/2017)	04/09/1958	Active(1)	46	2	0	2	4.55%	44		0			R		N/A	
30973	IZEGEM	06/20/1975	Active	43	0	0	0	0.00%	43		0			N		24+	\$2,567.32
21987	KNOKKE ZOUTE	04/17/1962	Active	26	3	0	3	13.04%	23		0			R	P,S,T,M,VP SC	2	\$2,375.06
21960	KORTRIJK Exc Award (06/30/2023)	03/17/1955	Active	49	2	0	2	4.26%	45		0			R	P,S,T,M,VP SC	19	\$4,244.32
136986	Kortrijk Buda	12/03/2018	Active	32	3	0	3	10.34%	29		0			N	S,M	1	\$1,051.59
50217	KORTRIJK MERCURIUS Exc Award (06/30/2017)	02/21/1990	Active	35	2	20	-18	-33.96%	53	22	0		2	R	P,S,T,M,VP SC	N/R	
35804	KORTRIJK-LEIE LC Exc Award (06/30/2017)	06/26/1978	Active	59	0	1	-1	-1.67%	58	47	0		2	R	P,S,T,M,VP SC	4	\$1,084.57
42836	LOKEREN	06/30/1983	Active	37	4	4	0	0.00%	39	30	0			N	P,S,T,M,VP SC	5	
22001	MEETJESLAND Exc Award (06/30/2023)	06/13/1967	Active	33	1	0	1	3.13%	35		0			R	P,S,T,M,VP SC	4	\$1,115.07



Club Health Assessment for District 112 A through April 2025

			Status	Membership							Reports					Finance		LCIF
Club Number	Club Name	Charter Date		Current Member Count	YTD Members Added	YTD Members Dropped	YTD Net Growth	YTD Net Growth%	Member Count 12 Months Ago	Avg. length of service for dropped members	Months Since Last MMR ***	Yrs. Since Last Officer Report	President Rotation	Vice President Reported ****	Months Since Last Activity Report ***	Account Balance	Donations for current Fiscal Year	
			Number of times on status quo within last two years	If below 15 members appears				If net loss is greater than 20% appears			If no report in 3 months appears in	When more than one year appears in	Number of repeat terms	Notes the officers that do not have an active	If no report at 12 months red			
22002	MENIN COMINES WERVIC	03/26/1957	Active	42	0	4	-4	-8.70%	46	25	0			R	P,S,T,M,VP SC	16		
22009	NINOVE	03/05/1970	Active	49	3	2	1	2.08%	48	16	0			N	P,S,T,M,VP SC	N/R	\$1,620.48	
	Exc Award (06/30/2017)																	
22013	OOSTENDE	06/03/1955	Active	45	3	0	3	7.14%	43		0		2	N	P,S,T,M,VP SC	0		
88449	OOSTENDE BO4	05/25/2005	Active	37	4	1	3	8.82%	33	19	0			R	P,S,T,M,VP SC	4	\$1,115.07	
	Exc Award (06/30/2017)																	
50721	OOSTKAMP	06/15/1990	Active	38	2	2	0	0.00%	39	19	0				P,S,T,M,VP SC	0	\$3,831.86	
21937	UDENAAARDE	02/26/1959	Active	57	3	2	1	1.79%	56	60	0			R	P,S,T,M,VP SC	0		
104986	UDENAAARDE VLAAMSE ARDENNEN	03/10/2009	Active	34	0	1	-1	-2.86%	35	4	0			R	P,S,T,M,VP SC	1	\$1,620.48	
22019	ROESELARE	04/15/1958	Active	52	0	0	0	0.00%	51		0			R	P,S,T,M,VP SC	2	\$1,108.18	
	Exc Award (06/30/2017)																	
22018	RONSE-RENAIX	02/20/1958	Active	62	1	2	-1	-1.59%	62	36	0			R	P,S,T,M,VP SC	24+	\$10,722.62	
	Exc Award (06/30/2017, 06/30/2018, 06/30/20)																	
22024	SINT NIKLAAS CITY	12/10/1970	Active	35	1	1	0	0.00%	35	0	0			R	P,S,T,M,VP SC	1		
48347	ST MARTENS LATEM	03/28/1988	Active	30	0	4	-4	-11.76%	34	16	0			R	P,S,T,M,VP SC	4		
22027	TIELT	09/10/1963	Active	45	0	0	0	0.00%	45		0		2	R	P,S,T,M,VP SC	15	\$2,087.72	
	Exc Award (06/30/2017, 06/30/2018)																	
22030	TORHOUT	04/20/1972	Active	14	0	0	0	0.00%	14		0		2		P,S,T,M,VP SC	N/R	\$108.46	
22021	WAASLAND	05/06/1958	Active(1)	30	0	2	-2	-6.25%	31	21	0		2	R	P,S,T,M,VP SC	10	\$1,080.32	
64279	WAASMUNSTER-SCALDIANA	05/08/2001	Active(1)	34	1	0	1	3.03%	33		0			N	P,S,T,M,VP SC	N/R	\$1,056.54	
22035	WAREGEM	04/16/1958	Active	48	3	0	3	6.67%	45		0		2		P,S,T,M,VP SC	N/R	\$1,567.32	
116629	WAREGEM ASCOT	04/27/2012	Active	23	2	1	1	4.55%	22	3	0			N	P,S,T,M,VP SC	1	\$1,247.25	
	Exc Award (06/30/2017)																	
22020	WETTEREN ROZENSTREEK	01/23/1973	Active	43	3	2	1	2.38%	42	27	0			R	P,S,T,M,VP SC	N/A	\$1,567.32	
22040	ZOTTEGEM	02/04/1963	Active	34	0	1	-1	-2.86%	34	6	0			N	P,S,T,M,SC	N/A		
62690	ZWEVEGEM	01/17/2000	Active	43	2	1	1	2.38%	43	10	0			R	P,S,T,M,VP SC	N/R		
	Exc Award (06/30/2017)																	



Club Health Assessment for District 112 A through April 2025

				Status				Membership						Reports				Finance		LCIF	
Club Number	Club Name	Charter Date																			

* - P - Priority Club. Cancellation Reasons: 1-Objectives/conduct, 2-Non-active club, 5-Non-existing club, 6-Disbanding, 7-Merger, 8-Financial Suspension, 9-District/Multiple District Dues.

** - Abbreviation: P-President, S-Secretary, T-Treasurer, M-Member Chairperson, VP-First Vice President, MC-Communications Chairperson, SC-Service Chairperson

*** - Abbreviation: N/R - Never reported using the Lions Clubs website, N/A - Not applicable, No password registered for the Lions Clubs website.

**** - Abbreviation: N - New, IP - Immediate Past, R - Repeat.



Club Health Assessment for District 112 B through April 2025

			Status	Membership							Reports					Finance		LCIF
Club Number	Club Name	Charter Date		Current Member Count	YTD Members Added	YTD Members Dropped	YTD Net Growth	YTD Net Growth%	Member Count 12 Months Ago	Avg. length of service for dropped members	Months Since Last MMR ***	Yrs. Since Last Officer Report	President Rotation	Vice President Reported ****	Months Since Last Activity Report ***	Account Balance	Donations for current Fiscal Year	
			Number of times on status quo within last two years	If below 15 members appears					If net loss is greater than 20% appears			If no report in 3 months appears in	When more than one year appears in	Number of repeat terms	Notes the officers that do not have appears in an active	If no report at 12 months red		
Clubs more than two years old																		
21927	AARSCHOT	09/09/1963	Active	28	0	0	0	0.00%	27		0		2	R	P,S,T,M,VP SC	6	\$3,687.78	
Exc Award (06/30/2024)																		
52045	AARSCHOT-PAREL VAN HET HAGELAND	10/01/1991	Active	18	1	1	0	0.00%	19	27	0		2	N	P,S,T,M,VP SC	0	\$1,380.57	
52612	AARTSELAAR CLEYDAEL	03/05/1992	Active	16	0	0	0	0.00%	15		0			R	P,S,T,M,VP SC	0	\$1,396.72	
Exc Award (06/30/2024)																		
97076	ALKEN LAND VAN WOR	05/03/2006	Active	33	5	4	1	3.13%	32	11	0			N	P,S,T,M,VP SC	N/R		
55973	ANTWERPEN AMBERES	07/05/1994	Active	20	0	0	0	0.00%	21		0			R	P,S,T,VP,SC	2	\$1,115.07	
62500	ANTWERPEN ANTOON VAN DYCK	11/19/1999	Active(1)	31	3	0	3	10.71%	30		0		2		P,S,T,M,VP SC	N/R		
64581	ANTWERPEN BELPAIRE	06/25/2001	Active	25	1	1	0	0.00%	25	14	0		2	R	P,S,T,M,VP SC	1	\$470.20	
21929	ANTWERPEN CENTER	06/26/1952	Active	33	0	1	-1	-2.94%	34	6	0		2	N	S,T,M,VP,SC	N/A		
54144	ANTWERPEN DIAMANT	02/24/1993	Active	24	0	0	0	0.00%	24		0		2	R	P,S,T,M,VP SC	2	\$2,983.30	
58658	ANTWERPEN ELSDONK	08/27/1996	Active	9	0	2	-2	-18.18%	13	18	0		2	R	P,S,T,M,VP SC	1	\$1,284.57	
40792	ANTWERPEN HAVEN	01/25/1982	Active	33	0	2	-2	-5.71%	35	2	0			N	P,S,T,M,VP SC	24+		
21931	ANTWERPEN LINKEROEVER	03/16/1970	Active	11	0	1	-1	-8.33%	15	41	0				P,S,T,M,VP SC	1		
21932	ANTWERPEN MARNIX ZUID	03/25/1968	Active(1)	11	0	0	0	0.00%	11		0			R	P,S,T,M,VP SC	N/R		
47305	ANTWERPEN MIDDELHEIM	05/12/1987	Cancelled(8*)	0	0	12	-12	-100.00%	12	29	9	1	None		P,S,T,M,VP SC	24+	90+ Days	
45516	ANTWERPEN MINERVA	11/18/1985	Active	8	0	4	-4	-33.33%	12	5	0		2		P,S,T,M,VP SC	N/A		
30655	ANTWERPEN MOERLAND	04/27/1975	Active	37	0	2	-2	-5.13%	39	2	0		2	R	P,S,T,M,VP SC	1	\$2,507.70	
Exc Award (06/30/2024)																		
21933	ANTWERPEN STEEN	03/29/1957	Active	16	0	1	-1	-5.88%	17	8	0				P,S,T,M,VP SC	N/R		
49573	ANTWERPEN TER BEKE	06/06/1989	Active	11	0	1	-1	-8.33%	12	36	0		2		P,S,T,M,VP SC	N/A		
21934	ANTWERPEN VOORKEMPEN	05/14/1970	Active	16	4	3	1	6.67%	14	22	0				P,S,T,M,VP SC	11	\$1,051.59	
132260	Biesen	07/19/2017	Active	20	0	2	-2	-9.09%	22	3	0			N	P,S,T,M,VP SC	N/R		
21943	BOOM	12/13/1960	Active	14	1	0	1	7.69%	13		0				P,S,T,M,VP SC	24+		



Club Health Assessment for District 112 B through April 2025

			Status	Membership							Reports					Finance	LCIF
Club Number	Club Name	Charter Date		Current Member Count	YTD Members Added	YTD Members Dropped	YTD Net Growth	YTD Net Growth%	Member Count 12 Months Ago	Avg. length of service for dropped members	Months Since Last MMR ***	Yrs. Since Last Officer Report	President Rotation	Vice President Reported ****	Months Since Last Activity Report ***	Account Balance	Donations for current Fiscal Year
			Number of times on status quo within last two years	If below 15 members appears				If net loss is greater than 20% appears			If no report in 3 months appears in	When more than one year appears in	Number of repeat terms	Notes the officers that do not have an active	If no report at 12 months appears in red		
45162	BRUEGHEL	06/13/1985	Active	49	6	2	4	8.89%	45	38	0			R	P,S,T,M,VP SC	N/A	\$1,051.59
Exc Award (06/30/2020, 06/30/2024)																	
21954	CAMPINE ANVERSOISE	03/25/1963	Active	42	0	3	-3	-6.67%	45	4	0		2	IP	S,T,VP,SC	N/R	\$108.25
138175	Campinia	05/17/2019	Active	32	3	1	2	6.67%	32	6	0			R	P,S,T,M,VP SC	1	
21962	DIEST	11/25/1963	Active	45	1	2	-1	-2.17%	47	14	0			R	P,S,T,M,VP SC	24+	\$2,711.42
Exc Award (06/30/2024)																	
44069	GRIMBERGEN NOORDRAND	06/12/1984	Active	17	0	0	0	0.00%	17		0		2	R		N/R	\$5,302.02
21979	HASSELT	05/06/1957	Active	55	1	0	1	1.85%	54		0			R		N/A	\$3,187.58
32242	HASSELT VAN VELDEKE	05/13/1976	Active	31	1	1	0	0.00%	31	36	0			R	P,S,SC	0	\$400.00
51845	HEIST WESTERLO-JUWEEL DER NETE	06/28/1991	Active	36	2	0	2	5.88%	32		0			N	SC	N/A	\$1,084.57
Exc Award (06/30/2024)																	
21982	HERENTALS	04/15/1964	Active(1)	10	12	4	8	400.00%	2	20	0		None		M,VP,SC	5	\$544.10
34400	HOOGSTRATEN-MARKLAND I C	08/03/1977	Active	28	1	1	0	0.00%	28	14	0			R	M,SC	18	\$2,216.35
21974	IJSEDAL-TERVUREN L C	07/14/1971	Active	20	1	1	0	0.00%	20	25	0			R		N/R	\$3,463.78
30974	KASTEEL VAN GAASBEEK	06/23/1975	Active	33	1	3	-2	-5.71%	34	21	0			R	P,S,T,M,VP SC	N/R	\$1,041.28
31869	KEERBERGEN DRIE DENNEN	03/16/1976	Active	42	1	2	-1	-2.33%	43	16	0			R	P,S,T,M,VP SC	21	\$1,051.59
21986	KLEIN BRABANT	02/26/1959	Active	32	0	1	-1	-3.03%	33	11	0			N	P,S,T,M,VP SC	24+	\$1,051.59
29146	KONTICH	04/16/1974	Active	24	0	2	-2	-7.69%	26	14	0			R	P,S,T,M,VP SC	N/R	\$598.19
36070	KORTENBERG-HERTOG JAN	09/14/1978	Active	18	2	0	2	12.50%	16		0			R	P,S,T,M,VP SC	24+	\$5,319.50
Exc Award (06/30/2023, 06/30/2024)																	
21992	LEOPOLDSBURG	02/03/1966	Active	24	2	2	0	0.00%	25	16	0			R	P,S,T,VP,SC	5	
97427	LEOPOLDSBURG ASTRID	06/29/2006	Active	22	4	5	-1	-4.35%	23	14	0		2	R	P,S,T,M,VP SC	5	\$1,400.00
29147	LEUVEN ERASMUS	04/05/1974	Active	34	0	1	-1	-2.86%	35	6	0			R	P,S,T,M,VP SC	N/R	\$3,433.34
Exc Award (06/30/2023, 06/30/2024)																	
54132	LEUVEN FIERE MARGRIET	02/24/1993	Active	14	0	0	0	0.00%	14		0			N	P,S,T,M,VP SC	0	
Exc Award (06/30/2023, 06/30/2024)																	



Club Health Assessment for District 112 B through April 2025

Club Number	Club Name	Charter Date	Status	Membership							Reports					Finance	LCIF
				Current Member Count	YTD Members Added	YTD Members Dropped	YTD Net Growth	YTD Net Growth%	Member Count 12 Months Ago	Avg. length of service for dropped members	Months Since Last MMR ***	Yrs. Since Last Officer Report	President Rotation	Vice President Reported ****	Months Since Last Activity Report ***	Account Balance	Donations for current Fiscal Year
			Number of times on status quo within last two years	If below 15 members appears				If net loss is greater than 20% appears			If no report in 3 months appears in	When more than one year appears in	Number of repeat terms	Notes the officers that do not have an active	If no report at 12 months red		
21998	LIER TWEE NETEN Exc Award (06/30/2023, 06/30/2024)	03/02/1961	Active	65	3	3	0	0.00%	66	3	0			N	P,S,T,M,VP SC	1	\$736.14
21999	LOUVAIN Exc Award (06/30/2024)	02/06/1956	Active	30	0	0	0	0.00%	30		0			N	P,S,T,M,VP SC	1	\$2,430.70
34675	MAASLAND	11/08/1977	Active	36	0	0	0	0.00%	36		0			N	P,S,T,M,VP,SC	24+	
22000	MECHELEN	04/22/1958	Active	32	1	7	-6	-15.79%	40	15	0		2	R	P,S,T,M,VP	6	\$554.09
52096	MECHELEN LELIENDAAL	10/14/1991	Active	24	0	2	-2	-7.69%	26	33	0			N	P,S,T,M,VP SC	24+	\$3,450.80
22003	MIDDEN LIMBURG Exc Award (06/30/2016)	11/29/1962	Active	33	0	2	-2	-5.71%	35	35	0			R	P,S,T,M,VP SC	N/R	\$1,560.73
77972	MOLATOMIQ Exc Award (06/30/2023)	12/17/2003	Active	40	0	0	0	0.00%	39		0			N	P,S,T,M,VP SC	4	\$1,642.11
22004	MOL GEEL	04/10/1962	Active	45	0	0	0	0.00%	45		0			N	P,S,T,M,VP SC	N/R	\$3,651.81
41374	PAJOTTENLAND	05/11/1982	Active	35	0	0	0	0.00%	34		0			R	P,S,T,M,VP SC	6	\$1,567.32
22016	PELT-GREVENBROEK	02/24/1958	Active	25	0	2	-2	-7.41%	30	25	0		2		P,S,T,M,VP SC	N/R	
49419	SINT JORIS WINGE	04/13/1989	Active	28	5	0	5	21.74%	24		0			R	P,S,T,M,VP SC	24+	\$100.00
52864	SINT PIETERS RODE	04/09/1992	Active	32	1	0	1	3.23%	31		0			N	P,S,T,M,VP SC	N/R	\$6,625.01
22022	ST TRUIDEN	04/01/1962	Active	46	3	0	3	6.98%	44		0			R	P,S,T,M,VP SC	N/R	\$2,746.84
60138	ST TRUIDEN SARCHINIUM	12/05/1997	Active	11	0	0	0	0.00%	12		0		2		P,S,T,M,VP SC	5	\$216.91
42838	TAXANDRIA L C Exc Award (06/30/2024)	06/29/1983	Active	37	5	3	2	5.71%	35	29	0			R	P,S,T,M,VP SC	N/R	\$1,784.23
31726	TESSENDERLO	02/26/1976	Active	39	2	0	2	5.41%	37		0			R	P,S,T,M,VP SC	N/R	
22028	TIENEN	04/10/1967	Active	40	2	0	2	5.26%	38		0			R	P,S,T,M,VP SC	24+	\$1,084.57
22029	TONGEREN	09/13/1962	Active	35	0	1	-1	-2.78%	36	39	0			IP	P,S,T,M,VP SC	24+	
22032	TURNHOUT	05/09/1962	Active	41	1	3	-2	-4.65%	43	17	0			R	P,S,T,M,VP SC	6	\$111.51
52639	TURNHOUT HARTEVROUWE Exc Award (06/30/2024)	03/05/1992	Active	41	2	0	2	5.13%	39		0			N	P,S,T,M,VP SC	0	\$6,438.94



Club Health Assessment for District 112 B through April 2025

Club Number	Club Name	Charter Date	Status	Membership							Reports					Finance	LCIF
				Current Member Count	YTD Members Added	YTD Members Dropped	YTD Net Growth	YTD Net Growth%	Member Count 12 Months Ago	Avg. length of service members	Months Since Last MMR ***	Yrs. Since Last Officer Report	President Rotation	Vice President Reported ****	Months Since Last Activity Report ***	Account Balance	Donations for current Fiscal Year
			Number of times on status quo within last two years	If below 15 members appears				If net loss is greater than 20% appears			If no report in 3 months appears	When more than one year appears in	Number of repeat terms	Notes the officers that do not have an active	If no report at 12 months appears in red		
53649	ZANDHOVEN LAND VAN PLAYSANTIE Exc Award (06/30/2024)	09/02/1992	Active	34	6	7	-1	-2.86%	35	12	0			R	P,S,T,M,VP SC	N/A	\$1,010.86
48669	ZENNE EN ZONIEN	06/07/1988	Active	31	4	2	2	6.90%	29	21	0			R	P,S,T,M,VP SC	N/R	\$1,567.32
34774	ZUIDERKEMPEN HEIST-WESTERLO Exc Award (06/30/2023, 06/30/2024)	12/06/1977	Active	26	1	2	-1	-3.70%	27	16	0			R	P,S,T,M,VP SC	24+	\$1,000.00

Clubs Cancelled Previous Fiscal Year – Clubs Cancelled within last 12 months may be reinstated

Club Number	Club Name	Charter Date	Current Status*	Cancellation Date
32625	MECHELEN DODOENS	07/30/1976	Cancelled(6*)	08/29/2023

Current Total Clubs Count	YTD New Clubs Count	YTD Cancelled Clubs Count	YTD Net Club Gain	Current Total Members Count	YTD Add	YTD Drop	YTD Net Growth	YTD Net Growth %	Member Count 12 Months Ago	Average Member Count Per Club	% of Clubs with less than 20 members	% No MMR in 3 Months	% No Officer Report in 12 Months	% of Clubs with balance 90+ days	Number of Clubs in Status Quo	% Status Quo Clubs in Financial Suspension	Number of Cancelled Clubs	Average Cancelled Club Age	Members Lost Due to Cancellation	% of Clubs Cancelled for Non-Financial Reasons
63	0	1	-1	1,828	89	102	-13	-0.71%	1,855	29	24%	0%	0%	0%	0	0%	1	85	12	0%

* - P - Priority Club. Cancellation Reasons: 1-Objectives/conduct, 2-Non-active club, 5-Non-existing club, 6-Disbanding, 7-Merger, 8-Financial Suspension, 9-District/Multiple District Dues.

** - Abbreviation: P-President, S-Secretary, T-Treasurer, M-Member Chairperson, VP-First Vice President, MC-Communications Chairperson, SC-Service Chairperson

*** - Abbreviation: N/R - Never reported using the Lions Clubs website, N/A - Not applicable, No password registered for the Lions Clubs website.

**** - Abbreviation: N - New, IP - Immediate Past, R - Repeat.



Club Health Assessment for District 112 C through April 2025

			Status	Membership							Reports					Finance		LCIF
Club Number	Club Name	Charter Date		Current Member Count	YTD Members Added	YTD Members Dropped	YTD Net Growth	YTD Net Growth%	Member Count 12 Months Ago	Avg. length of service for dropped members	Months Since Last MMR ***	Yrs. Since Last Officer Report	President Rotation	Vice President Reported ****	Months Since Last Activity Report ***	Account Balance	Donations for current Fiscal Year	
			Number of times on status quo within last two years	If below 15 members appears					If net loss is greater than 20% appears			If no report in 3 months appears in	When more than one year appears in	Number of repeat terms	Notes the officers that do not have an active	If no report at 12 months appears in red		
Clubs more than two years old																		
39560	ARGENTEUIL	03/05/1981	Active	16	0	0	0	0.00%	16		0			R	P,S,T,M,VP SC	6		\$3,158.13
Exc Award (06/30/2017, 06/30/2018)																		
53083	ARGENTEUIL BELLE ALLIANCE	05/11/1992	Active	8	0	3	-3	-27.27%	12	15	0				P,S,T,M,VP SC	N/R		\$300.00
30283	ASSE NOORD WEST BRABANT	02/21/1975	Active	23	2	0	2	9.52%	21		0			R	P,S,T,M,VP SC	7		\$3,092.89
35612	BRAINE L'ALLEUD L C	05/09/1978	Active	6	1	0	1	20.00%	5		0		3	R	P,S,T,M,VP SC	24+		\$2,577.11
105296	BRÜSSEL CHARLEMAGNE	04/21/2009	Active	27	1	0	1	3.85%	26		0			N	S,T,M,VP,SC	4		\$1,084.57
Exc Award (06/30/2023)																		
116022	BRUSSEL GRAAF VAN VLAENDEREN	02/27/2012	Cancelled(8*)	0	0	4	-4	-100.00%	9	14	4	1	None		P,S,T,M,VP SC	N/R	90+ Days	
38815	BRUSSEL HOOFDSTAD	07/15/1980	Active	19	0	0	0	0.00%	19		0			R	P,S,T,M,VP SC	10		\$1,084.57
58621	BRUSSEL MUNT	07/31/1996	Active	35	0	1	-1	-2.78%	36	11	0			N	P,S,T,M,VP SC	N/R		\$4,008.04
105196	BRUSSELS AMIGO	04/20/2009	Active	26	3	3	0	0.00%	26	3	0			R	P,S,T,M,VP SC	N/R		\$1,642.11
31368	BRUSSELS ATOMIUM	11/10/1975	Active	10	0	5	-5	-33.33%	17	28	0				P,S,T,M,VP SC	24+		\$312.15
Exc Award (06/30/2018)																		
51127	BRUSSELS BRUOCSELLA	12/13/1990	Active	10	0	0	0	0.00%	10		0		5	R	P,S,T,M,VP SC	24+		\$108.46
39292	BRUSSELS COOPERATION	01/15/1981	Active	18	2	1	1	5.88%	18	20	0			R	P,S,T,M,SC	24+		\$1,000.00
43523	BRUSSELS HERALDIC	02/14/1984	Cancelled(6*)	0	0	3	-3	-100.00%	13	24	8	1	None		P,S,T,M,VP SC	N/R		
21951	BRUSSELS NATIONS	06/25/1959	Active	8	1	1	0	0.00%	8	2	0			IP	P,S,T,M,VP SC	12		
61544	BRUXELLES AURORE	02/16/1999	Active	21	2	0	2	10.53%	20		0			R	P,S,T,M,VP SC	11		\$2,376.11
47796	BRUXELLES CENTENAIRE	10/13/1987	Active	22	2	5	-3	-12.00%	28	9	0		2	R	P,S,T,VP,SC	24+		\$42.06
50587	BRUXELLES CHANT D'OISEAU	05/21/1990	Active	13	1	0	1	8.33%	12		0				P,S,T,M,VP SC	24+		
53650	BRUXELLES DAUPHIN	09/02/1992	Active	17	2	0	2	13.33%	15		0			R	P,S,T,M,VP SC	N/R		
21950	BRUXELLES FORET DE SOIGNES	05/03/1971	Active	16	0	0	0	0.00%	16		0			N	P,S,T,M,VP SC	N/A		
50718	BRUXELLES IRIS	06/20/1990	Active	15	0	0	0	0.00%	15		0		2	R	P,S,T,M,VP SC	24+		\$698.47
51404	BRUXELLES JARDIN DU ROI	03/07/1991	Active	15	0	1	-1	-6.25%	16	33	0			R	P,S,T,M,VP SC	24+		



Club Health Assessment for District 112 C through April 2025

			Status	Membership							Reports					Finance		LCIF
Club Number	Club Name	Charter Date		Current Member Count	YTD Members Added	YTD Members Dropped	YTD Net Growth	YTD Net Growth%	Member Count 12 Months Ago	Avg. length of service for dropped members	Months Since Last MMR ***	Yrs. Since Last Officer Report	President Rotation	Vice President Reported ****	Months Since Last Activity Report ***	Account Balance	Donations for current Fiscal Year	
			Number of times on status quo within last two years	If below 15 members appears				If net loss is greater than 20% appears			If no report in 3 months appears in	When more than one year appears in	Number of repeat terms	Notes the officers that do not have an active	If no report at 12 months appears in red			
47488	BRUXELLES LONGCHAMP	06/17/1987	Active	10	0	1	-1	-9.09%	11	22	0		3	R	P,S,T,M,VP SC	N/R		
61104	BRUXELLES MILLENAIRE	08/27/1998	Active	25	0	3	-3	-10.71%	28	39	0		2	R	P,S,T,M,VP SC	N/A		
42835	BRUXELLES ROYAL	06/29/1983	Active	11	2	1	1	10.00%	11	19	0				P,S,T,M,VP SC	24+	\$80.00	
38678	BRUXELLES SABLON	06/30/1980	Active	14	1	0	1	7.69%	13		0			R	P,S,T,M,VP SC	N/R		
38339	BRUXELLES SAINT HUBERT	04/22/1980	Active	28	5	6	-1	-3.45%	30	11	0			N	P,S,T,M,VP SC	N/R		
	Exc Award (06/30/2024)																	
32547	BRUXELLES VAL DUCHESSE	06/30/1976	Active	22	2	4	-2	-8.33%	24	17	0			R	P,S,T,M,SC	24+	\$313.46	
53724	CHAUMONT-GISTOUX	10/05/1992	Active	16	4	1	3	23.08%	13	6	0			R	P,S,T,M,VP SC	N/A		
41545	DUCHE DE BRABANT L C	06/01/1982	Active	11	3	1	2	22.22%	9	1	0		2	R	S,T,VP,SC	13	\$1,567.32	
124640	ETTERBEEK-MÉRODE	06/17/2015	Active	10	3	4	-1	-9.09%	11	8	0		9		VP,SC	N/R		
52396	GENAPPE VAL DE DYLE	01/14/1992	Active	13	1	1	0	0.00%	15	10	0		8	R		N/R		
21973	GENVAL SIX VALLEES	01/19/1968	Active	19	0	0	0	0.00%	18		0				P,VP	24+		
142501	Grez-Doiceau Specialty Club Benefits	08/04/2020	Active(1)	20	9	3	6	42.86%	13	3	0		2	R		24+		
	Exc Award (06/30/2024)																	
53266	HALLE LIBERI	06/11/1992	Active	8	0	10	-10	-55.56%	18	6	0			R		N/R		
58881	IXELLES ALIZES	11/26/1996	Active	13	0	1	-1	-7.14%	14	10	0			R		N/R	\$2,975.13	
105706	JETTE SAINT PIERRE	06/09/2009	Active	5	0	3	-3	-37.50%	8	14	0		2		VP	24+		
42094	JODOIGNE	12/29/1982	Active	33	0	1	-1	-2.94%	35	8	0			N	P,S,T,VP,SC	24+	\$1,531.10	
49053	LA HULPE	11/29/1988	Cancelled(8*)	0	0	9	-9	-100.00%	11	22	6		None		P,S,T,M,VP SC	24+	90+ Days	
22012	LASNE	06/22/1973	Active	10	0	3	-3	-23.08%	13	26	0			R	P,S,T,M,VP SC	23	\$542.28	
22014	LOUVAIN-LA-NEUVE	12/28/1973	Active	12	1	2	-1	-7.69%	13	7	0		2	N	P,S,T,M,VP SC	N/R	\$3,188.78	
46325	MONT ST GUIBERT	06/12/1986	Active	33	0	4	-4	-10.81%	37	1	0		2		P,S,T,M,VP SC	24+	\$1,084.57	
	Exc Award (06/30/2023)																	
22010	NIVELLES	05/30/1961	Active	13	1	1	0	0.00%	15	8	0			R	P,S,T,M,VP SC	N/A		
126811	Rixensart Family	02/05/2016	Active	7	0	0	0	0.00%	6		0			R	P,S,T,M,VP SC	24+		
59057	UCCLE KAUWBERG	01/29/1997	Active	24	0	1	-1	-4.00%	25	19	0			R	P,S,T,M,VP SC	N/R	\$162.05	



Club Health Assessment for District 112 C through April 2025

Club Number	Club Name	Charter Date	Status	Membership							Reports					Finance	LCIF
				Current Member Count	YTD Members Added	YTD Members Dropped	YTD Net Growth	YTD Net Growth%	Member Count 12 Months Ago	Avg. length of service for dropped members	Months Since Last MMR ***	Yrs. Since Last Officer Report	President Rotation	Vice President Reported ****	Months Since Last Activity Report ***	Account Balance	Donations for current Fiscal Year
			Number of times on status quo within last two years	If below 15 members appears				If net loss is greater than 20% appears			If no report in 3 months appears	When more than one year appears in	Number of repeat terms	Notes the officers that do not have an active	If no report in 12 months appears in red		
22034	VILVORDE	03/06/1959	Active	30	2	1	1	3.45%	28	11	0			N	P,S,T,M,VP SC	N/R	
22011	WATERLOO	12/17/1970	Active	14	0	0	0	0.00%	14		0			N	P,S,T,M,VP SC	16	
22037	WAVRE	06/16/1958	Active	26	2	0	2	8.33%	24		0			R	P,S,T,M,VP SC	7	\$2,840.12
65284	WOLUWE CONSTELLATIONS	04/29/2002	Active	11	0	3	-3	-21.43%	9	0	0		2	R	P,S,T,M,VP SC	1	\$1,294.87
120577	WOLUWE LES CERISIERS	10/21/2013	Cancelled(6*)	0	1	12	-11	-100.00%	14	11	1		2		S,VP,SC	11	\$30.00
130229	Woluwe Saint Pierre Quatre Bras	02/23/2017	Active	8	0	1	-1	-11.11%	9	11	0		3		P,S,T,M,VP SC	N/R	
21985	WOLUWE TRADITIONS	03/14/1957	Active	8	0	0	0	0.00%	8		0			N	P,S,T,M,VP SC	24+	\$261.22
22039	ZAVENTEM NATIONAL AIRPORT - ERASMUS	03/19/1964	Active	31	4	3	1	3.33%	30	21	0			R	P,S,T,M,VP SC	7	\$2,346.66

Clubs Cancelled Previous Fiscal Year – Clubs Cancelled within last 12 months may be reinstated

Club Number	Club Name	Charter Date	Current Status*	Cancellation Date
108041	BRUSSELS IMAGINE	04/09/2010	Cancelled(6*)	07/29/2023

Current Total Clubs Count	YTD New Clubs Count	YTD Cancelled Clubs Count	YTD Net Club Gain	Current Total Members Count	YTD Add	YTD Drop	YTD Net Growth	YTD Net Growth %	Member Count 12 Months Ago	Average Member Count Per Club	% of Clubs with less than 20 members	% No MMR in 3 Months	% No Officer Report in 12 Months	% of Clubs with balance 90+ days	Number of Clubs in Status Quo	% Status Quo Clubs in Financial Suspension	Number of Cancelled Clubs	Average Cancelled Club Age	Members Lost Due to Cancellation	% of Clubs Cancelled for Non-Financial Reasons
48	0	4	-4	810	58	107	-49	-5.70%	885	17	67%	0%	0%	0%	0	0%	4	29	28	50%

* - P - Priority Club. Cancellation Reasons: 1-Objectives/conduct, 2-Non-active club, 5-Non-existing club, 6-Disbanding, 7-Merger, 8-Financial Suspension, 9-District/Multiple District Dues.


** - Abbreviation: P-President, S-Secretary, T-Treasurer, M-Member Chairperson, VP-First Vice President, MC-Communications Chairperson, SC-Service Chairperson

*** - Abbreviation: N/R - Never reported using the Lions Clubs website, N/A - Not applicable, No password registered for the Lions Clubs website.

**** - Abbreviation: N - New, IP - Immediate Past, R - Repeat.



Club Health Assessment for District 112 D through April 2025

			Status	Membership							Reports					Finance		LCIF
Club Number	Club Name	Charter Date		Current Member Count	YTD Members Added	YTD Members Dropped	YTD Net Growth	YTD Net Growth%	Member Count 12 Months Ago	Avg. length of service for dropped members	Months Since Last MMR ***	Yrs. Since Last Officer Report	President Rotation	Vice President Reported ****	Months Since Last Activity Report ***	Account Balance	Donations for current Fiscal Year	
			Number of times on status quo within last two years	If below 15 members appears					If net loss is greater than 20% appears			If no report in 3 months appears in	When more than one year appears in	Number of repeat terms	Notes the officers that do not have an active	If no report at 12 months appears in red		
Clubs more than two years old																		
31725	ANDENNE	02/26/1976	Active	18	4	2	2	12.50%	16	10	0			R	P,S,T,M,VP SC	N/A		
57095	ANS LEGIA	06/21/1995	Active	8	0	0	0	0.00%	8		0			R	P,S,T,M,VP SC	24+	\$1,015.83	
21936	ARLON	02/11/1960	Active	46	2	0	2	4.55%	43		0			R	P,S,T,M,VP SC	11	\$10,304.89	
Exc Award (06/30/2024)																		
60446	ARLON COMTESSE ERMESINDE	03/11/1998	Active	15	5	0	5	50.00%	9		0			R	P,S,T,M,VP SC	N/A		
29749	ATHUS LORRAINE	08/08/1974	Active	30	1	1	0	0.00%	30	5	0		2	R	P,S,T,M,VP SC	24+	\$1,211.93	
Exc Award (06/30/2023)																		
57425	ATTERT VAL D'ATTERT	10/09/1995	Active	24	0	5	-5	-17.24%	30	10	0		2		P,S,T,M,VP SC	N/R	\$1,084.57	
60660	AUBEL	04/15/1998	Active	39	0	0	0	0.00%	38		0			R	P,S,T,VP,SC	N/R		
84844	AUBEL BOCAGES	02/14/2005	Active	20	0	0	0	0.00%	20		0		2	R	P,S,T,M,VP SC	6	\$1,051.59	
39816	BARRIERE DE CHAMPLON	04/30/1981	Active	20	1	2	-1	-4.76%	21	3	0			N	P,S,T,M,VP SC	N/R	\$2,103.18	
21939	BASTOGNE NUTS CITY LC	06/13/1969	Active	39	0	1	-1	-2.50%	40	38	0		2	R	P,S,T,M,VP SC	N/R	\$2,230.15	
21958	BEAURAING LE CASTEL	01/14/1971	Active(2)	9	9	11	-2	-18.18%	0	2	0			R	P,S,T,VP	24+		
21940	BELOEIL	03/03/1966	Active	36	1	1	0	0.00%	36	24	0			R	P,S,T,M,VP SC	N/R		
21941	BINCHE	06/26/1963	Active	33	1	1	0	0.00%	34	9	0			R	P,S,T,M,VP SC	N/R	\$1,084.57	
Exc Award (06/30/2023)																		
75965	BINCHE ALLIANCE	06/30/2003	Active(1)	11	0	0	0	0.00%	10		0		2	R	P,S,T,M,VP SC	5		
65515	BINCHE EUROPE	06/18/2002	Active	15	4	4	0	0.00%	11	19	0			N	P,S,T,M,VP SC	N/R	\$542.28	
21955	CHARLEROI & VAL D'HEURE	11/07/1955	Active	23	1	1	0	0.00%	24	37	0			R	P,S,T,M,VP SC	7	\$542.28	
55790	CHARLEROI METROPOLE D'EUROPE	06/03/1994	Active	9	2	6	-4	-30.77%	13	11	0				P,S,T,M,VP SC	4		
50453	CHARLEROI PLURIEL	04/17/1990	Active	19	0	0	0	0.00%	19		0			R	P,S,T,M,VP SC	10	\$601.72	
21956	CHARLEROI SEXTANT	06/30/1972	Active	16	0	7	-7	-30.43%	27	17	0			R	P,S,T,M,VP SC	24+	\$19.81	
21957	CHARLEROI TRICENTENAIRE	09/23/1965	Active	9	0	2	-2	-18.18%	11	11	0			R	P,S,T,M,VP SC	N/R	\$312.39	
53057	CHARLEROI VAUBAN	05/11/1992	Active	13	0	0	0	0.00%	13		0			R	P,S,T,M,VP SC	N/A		



Club Health Assessment for District 112 D through April 2025

			Status	Membership							Reports					Finance		LCIF
Club Number	Club Name	Charter Date		Current Member Count	YTD Members Added	YTD Members Dropped	YTD Net Growth	YTD Net Growth%	Member Count 12 Months Ago	Avg. length of service for dropped members	Months Since Last MMR ***	Yrs. Since Last Officer Report	President Rotation	Vice President Reported ****	Months Since Last Activity Report ***	Account Balance	Donations for current Fiscal Year	
			Number of times on status quo within last two years	If below 15 members appears				If net loss is greater than 20% appears			If no report in 3 months appears in	When more than one year appears in	Number of repeat terms	Notes the officers that do not have an active	If no report at 12 months red			
38679	CHATELET	06/29/1980	Active	22	0	0	0	0.00%	22		0			R	P,S,T,M,VP SC	24+	\$841.80	
22017	CHIMAY- PHILIPPEVILLE	11/09/1966	Active	10	0	1	-1	-9.09%	17	18	0		2		P,S,T,M,VP SC	24+	\$498.74	
21959	CINEY	02/21/1963	Active	21	1	0	1	5.00%	20		0			R	P,S,T,M,VP SC	N/R	\$1,084.57	
55473	COMINES EUROPE	03/28/1994	Active	20	1	0	1	5.26%	20		0		2		P,S,T,M,VP SC	N/R	\$542.28	
21963	DINANT	03/05/1957	Active	9	0	1	-1	-10.00%	11	36	0		2		VP,SC	N/R		
21964	ENGHIEN SOIGNIES	05/11/1962	Active	16	0	2	-2	-11.11%	18	13	0			R		24+		
40660	ERQUELINNES HAUTE SAMBRE	12/02/1981	Active	9	0	0	0	0.00%	9		0		2		VP	24+		
52485	ESTINNES-QUEVY VOIE ROMAINE LC Exc Award (06/30/2018)	02/04/1992	Active	19	1	1	0	0.00%	19	4	0			R		N/R	\$1,660.37	
21965	EUPEN	04/14/1962	Active	46	0	0	0	0.00%	46		0			R	S	24+	\$4,442.81	
21967	FLEURUS GOSSELIES AEROPOLE	12/20/1960	Active	21	3	0	3	16.67%	18		0			R	S	0		
124985	Flobecq-Vloesberg-Angelica	05/29/2015	Active	26	0	2	-2	-7.14%	26	10	0			R		N/R	\$2,661.75	
57096	FLOREFFE	06/21/1995	Active	20	6	0	6	42.86%	14		0			N		N/R		
21968	FORET D'ANLIER L C	04/10/1973	Active	46	2	1	1	2.22%	47	8	0		2	R	P,S,T,VP,SC	24+	\$1,084.57	
38680	FRAMERIES EN BORINAGE	06/30/1980	Active	12	0	1	-1	-7.69%	13	1	0				VP	N/R	\$1,396.96	
122039	Franchimont Terre de Liberte	04/30/2014	Active(1)	27	6	2	4	17.39%	24	7	0			R	M,SC	N/A	\$1,084.57	
54936	FRASNES-LEZ-ANVAING Exc Award (06/30/2024)	10/18/1993	Active	42	0	1	-1	-2.33%	41	16	0		2	R	S,M,VP,SC	24+	\$12,413.01	
21969	GEDINNE	09/28/1973	Active	14	0	0	0	0.00%	15		0			R	M	1	\$1,069.75	
21970	GEMBOUX Exc Award (06/30/2024)	01/08/1959	Active	26	0	0	0	0.00%	24		0		2	R		1	\$2,164.55	
39817	GERPINNES SAMBRE ET MEUSE	04/30/1981	Active	11	1	1	0	0.00%	11	3	0		2	R		N/R		
65507	HABAY PONT D'OYE	06/18/2002	Active	32	1	1	0	0.00%	32	22	0			R		N/R	\$759.19	
21978	HANNUT Exc Award (06/30/2023)	11/28/1964	Active	23	0	1	-1	-4.17%	25	3	0				VP,SC	4		




Club Health Assessment for District 112 D through April 2025

			Status	Membership							Reports					Finance		LCIF
Club Number	Club Name	Charter Date		Current Member Count	YTD Members Added	YTD Members Dropped	YTD Net Growth	YTD Net Growth%	Member Count 12 Months Ago	Avg. length of service for dropped members	Months Since Last MMR ***	Yrs. Since Last Officer Report	President Rotation	Vice President Reported ****	Months Since Last Activity Report ***	Account Balance	Donations for current Fiscal Year	
			Number of times on status quo within last two years	If below 15 members appears	If net loss is greater than 20% appears					If no report in 3 months appears in	When more than one year appears in	Number of repeat terms	Notes the officers that do not have an active	If no report at 12 months red				
21980	HAUTE ARDENNE	05/09/1963	Active	22	0	0	0	0.00%	21		0		2	R	P,S,T,VP,SC	N/A	90+ Days	
42206	HAUTE HESBAYE	01/06/1983	Active	23	0	1	-1	-4.17%	24	25	0			R	S,M	N/R		
21981	HAUTES FAGNES L C	11/30/1971	Active	48	3	3	0	0.00%	49	47	0			R	T	N/R		
21983	HUY	12/22/1955	Active	23	0	1	-1	-4.17%	24	50	0			R		5		
62443	HUY BEAUFORT	10/26/1999	Active	18	0	0	0	0.00%	18		0		2	R		N/R		
21984	JAMBES	10/25/1963	Active	21	2	1	1	5.00%	20	15	0			R	SC	18		
21989	LA GAUME L C	01/25/1967	Active(1)	8	0	2	-2	-20.00%	10	6	0			IP	P,S,T,M,VP SC	22		
130476	La Louviere - Ecaussinnes Val de Centre	03/27/2017	Active	11	1	0	1	10.00%	10		0		2		P,S,T,M,VP SC	N/R		
138371	La Louvière Coeur de Hainaut	05/29/2019	Active(1)	11	3	1	2	22.22%	10	6	0				P,S,T,M,VP SC	N/R		
21988	LA LOUVIERE HAINAUT CENTRE	01/01/1960	Active	18	0	0	0	0.00%	22		0			R	P,S,T,M,VP SC	N/R		
54273	LACLAIREAU COMTE DE CHINY	03/26/1993	Active	19	0	2	-2	-9.52%	21	20	0			R	P,S,T,M,VP SC	2	\$557.54	
50262	LE ROEULX VILLE PRINCIÈRE	03/07/1990	Active	15	2	1	1	7.14%	14	47	0			N	P,S,T,M,VP	N/R	\$5,422.85	
21993	LESSINES ATH	01/13/1958	Active	45	1	1	0	0.00%	44	55	0			N	P,S,T,M,VP SC	N/R		
51128	LIEGE AIRPORT	12/13/1990	Active	37	0	0	0	0.00%	36		0		2	R	P,S,T,M,VP SC	14		
Exc Award (06/30/2023)																		
83043	LIEGE AVENIR	06/30/2004	Active	16	0	0	0	0.00%	17		0		None		P,S,T,M,VP SC	N/R		
21994	LIEGE CITE	11/17/1952	Active	21	0	0	0	0.00%	21		0		2	N	P,S,T,M,VP SC	N/R		
55825	LIEGE ERARD DE LA MARCK	06/15/1994	Active	14	1	3	-2	-12.50%	16	19	0				P,S,T,M,VP SC	N/R		
98862	LIEGE EUREGIO	03/21/2007	Cancelled(6*)	0	0	18	-18	-100.00%	20	21	1			R	S,T,M	N/R		
21995	LIEGE HAUTS SARTS	09/20/1971	Active	37	4	0	4	12.12%	33		0		2	R	P,S,T,M,VP SC	N/R		
35399	LIEGE METROPOLE	04/05/1978	Cancelled(6*)	0	0	0	0	0.00%	13		8	1	None		P,S,T,M,VP SC	N/A		
48554	LIEGE PRINCIPAUTE	05/12/1988	Active	15	4	1	3	25.00%	14	44	0				P,S,T,M,VP SC	24+	\$500.00	
21997	LIEGE SART TILMAN	07/16/1956	Active	32	1	4	-3	-8.57%	35	26	0		2	R	P,S,T,M,VP SC	24+		
Exc Award (06/30/2023)																		



Club Health Assessment for District 112 D through April 2025

			Status	Membership							Reports					Finance		LCIF
Club Number	Club Name	Charter Date		Current Member Count	YTD Members Added	YTD Members Dropped	YTD Net Growth	YTD Net Growth%	Member Count 12 Months Ago	Avg. length of service for dropped members	Months Since Last MMR ***	Yrs. Since Last Officer Report	President Rotation	Vice President Reported ****	Months Since Last Activity Report ***	Account Balance	Donations for current Fiscal Year	
			Number of times on status quo within last two years	If below 15 members appears				If net loss is greater than 20% appears			If no report in 3 months appears in	When more than one year appears in	Number of repeat terms	Notes the officers that do not have an active	If no report at 12 months appears in red			
55875	LIEGE VAL MOSAN	06/21/1994	Active	31	16	0	16	106.67%	16		0		2	R	P,S,T,M,VP SC	20		
110722	LIMBOURG EN DUCHE	04/04/2011	Active	20	3	3	0	0.00%	18	3	0			N	P,S,T,M,SC	N/R	\$866.38	
130583	Marche-En-Famenne	03/31/2017	Active	16	0	3	-3	-15.79%	20	1	0			R	P,S,T,M,VP SC	N/R	\$1,011.71	
48619	MODAVE CONDROZ	05/24/1988	Active	23	2	0	2	9.52%	22		0			R	P,S,T,M,VP SC	N/R	\$470.20	
97746	MONS BELIAN	01/30/2008	Active	18	0	1	-1	-5.26%	21	17	0		2	R	P,S,T,M,VP SC	0	\$1,406.75	
49737	MONS COLFONTAINE	06/30/1989	Active	25	2	0	2	8.70%	22		0			R	P,S,T,M,VP SC	N/R		
97531	MONS HAINAUT	09/12/2007	Active	14	1	0	1	7.69%	14		0		3		P,S,M,VP,SC	N/R	\$469.53	
22005	MONS REUNION	10/10/1958	Active	33	2	1	1	3.13%	32	5	0			N	P,S,T,M,VP SC	N/R		
39818	MONS-HAUTS PAYS L C	04/23/1981	Active(2)	21	1	1	0	0.00%	20	20	0			R	P,S,T,M,VP SC	N/A	\$1,093.35	
22006	MOUSCRON	05/09/1958	Active	46	6	1	5	12.20%	41	24	0		2	R	P,S,T,M,VP SC	24+		
50844	MOUSCRON CASTELLERIE	07/12/1990	Active	35	2	0	2	6.06%	33		0			R	P,S,T,M,VP SC	N/R	\$1,134.34	
22007	NAMUR	12/05/1952	Active	14	1	0	1	7.69%	13		0				P,S,T,M,VP SC	N/R		
57097	NAMUR VAUBAN	06/21/1995	Active(1)	27	2	4	-2	-6.90%	29	14	0		2	R	P,S,T,M,VP SC	22	\$534.88	
22008	NEUFCHATEAU	01/19/1970	Active	13	0	0	0	0.00%	13		0			R	P,S,T,M,VP SC	N/R		
103541	OURTHE SALM	10/09/2008	Active	26	2	0	2	8.33%	24		0			N	P,S,T,M,VP SC	24+		
43777	PECQ LES TEMPLIERS	04/04/1984	Active	27	2	3	-1	-3.57%	28	20	0			R	P,S,T,M,VP SC	N/R	\$522.44	
116269	PROFONDEVILLE 7 MEUSES	03/08/2012	Active	48	2	0	2	4.35%	46		0		2	R	P,S,T,M,VP SC	N/A	\$1,577.38	
21966	ROCHEFORT-FAMENNE	10/20/1965	Active	26	1	1	0	0.00%	25	3	0		2	R	P,S,M,VP,SC	N/R	\$1,619.45	
22015	SILLY ARENBERG	02/07/1972	Active(1)	25	2	1	1	4.17%	24	14	0			N	P,S,T,M,VP SC	N/A		
51543	SOIGNIES SALMONSART	04/12/1991	Active	14	0	1	-1	-6.67%	14	5	0			R	P,S,T,M,VP SC	10	\$1,051.58	
22025	SPA	01/09/1964	Active	38	4	3	1	2.70%	38	20	0			R	P,S,T,M,VP SC	0	\$2,856.29	
Exc Award (06/30/2023)																		
22023	ST VITH	11/22/1972	Active	29	1	1	0	0.00%	28	3	0			R	P,S,T,M,VP SC	N/A		
118503	TOURNAI ATHENA	12/20/2012	Active	23	1	1	0	0.00%	24	6	0			R	P,S,T,M,VP SC	N/R	\$1,783.04	
22031	TOURNAI CATHEDRALE	01/11/1960	Active	40	1	0	1	2.56%	39		0			R	P,S,T,M,VP SC	24+	\$1,253.86	



Club Health Assessment for District 112 D through April 2025

			Status		Membership						Reports					Finance		LCIF		
Club Number	Club Name	Charter Date			Current Member Count	YTD Members Added	YTD Members Dropped	YTD Net Growth	YTD Net Growth%	Member Count 12 Months Ago	Avg. length of service for dropped members	Months Since Last MMR ***	Yrs. Since Last Officer Report	President Rotation	Vice President Reported ****	Months Since Last Activity Report ***	Account Balance	Donations for current Fiscal Year		
			Number of times on status quo within last two years		If below 15 members appears				If net loss is greater than 20% appears			If no report in 3 months appears in	When more than one year appears in	Number of repeat terms		Notes the officers that do not have an active	If no report at 12 months appears in red			
55943	TOURNAI CHILDERIC	06/30/1994	Active		32	4	0	4	14.29%	28		0			R	P,S,T,M,VP SC	N/R	\$624.77		
48787	TRANSINNE HAUTE LESSE	06/27/1988	Active		30	1	1	0	0.00%	30	43	0			N	P,S,T,M,VP SC	24+	\$522.44		
53913	VERLAINE EN HESBAYE	12/21/1992	Active		20	1	2	-1	-4.76%	21	15	0			R	P,S,T,M,VP SC	N/R	\$1,044.88		
Exc Award (06/30/2018)																				
22033	VERVIERS	06/02/1955	Active		31	3	0	3	10.71%	28		0		2	R	P,S,T,M,VP SC	N/R	\$540.16		
Exc Award (06/30/2024)																				
47067	WISE MEUSE	03/17/1987	Active		35	2	2	0	0.00%	34	3	0			R	P,S,T,M,VP SC	N/A			
22036	WAREMME	12/22/1960	Active		29	1	2	-1	-3.33%	29	8	0			R	S,T,M,VP,SC	N/R	\$1,084.57		
Exc Award (06/30/2023)																				
Current Total Clubs Count	YTD New Clubs Count	YTD Cancelled Clubs Count	YTD Net Club Gain	Current Total Members Count	YTD Add	YTD Drop	YTD Net Growth	YTD Net Growth %	Member Count 12 Months Ago	Average Member Count Per Club	% of Clubs with less than 20 members	% No MMR in 3 Months	% No Officer Report in 12 Months	% of Clubs with balance 90+ days	Number of Clubs in Status Quo	% Status Quo Clubs in Financial Suspension	Number of Cancelled Clubs	Average Cancelled Club Age	Members Lost Due to Cancellation	% of Clubs Cancelled for Non-Financial Reasons
92	0	2	-2	2,187	141	130	11	0.51%	2,191	24	38%	0%	0%	1%	0	0%	2	32	18	100%

* - P - Priority Club. Cancellation Reasons: 1-Objectives/conduct, 2-Non-active club, 5-Non-existing club, 6-Disbanding, 7-Merger, 8-Financial Suspension, 9-District/Multiple District Dues.

** - Abbreviation: P-President, S-Secretary, T-Treasurer, M-Member Chairperson, VP-First Vice President, MC-Communications Chairperson, SC-Service Chairperson

*** - Abbreviation: N/R - Never reported using the Lions Clubs website, N/A - Not applicable, No password registered for the Lions Clubs website.

**** - Abbreviation: N - New, IP - Immediate Past, R - Repeat.



Club Health Assessment for District 113 through April 2025

			Status	Membership							Reports					Finance		LCIF
Club Number	Club Name	Charter Date		Current Member Count	YTD Members Added	YTD Members Dropped	YTD Net Growth	YTD Net Growth%	Member Count 12 Months Ago	Avg. length of service for dropped members	Months Since Last MMR ***	Yrs. Since Last Officer Report	President Rotation	Vice President Reported ****	Months Since Last Activity Report ***	Account Balance	Donations for current Fiscal Year	
			Number of times on status quo within last two years	If below 15 members appears					If net loss is greater than 20% appears			If no report in 3 months appears in	When more than one year appears in	Number of repeat terms	Notes the officers that do not have an active	If no report at 12 months appears in red		
Clubs less than two years old																		
171526	LUXEMBOURG-ALTIUS	05/29/2024	Active	27	6	1	5	22.73%	0	0	3		2	N	SC	6		\$50.00
Clubs more than two years old																		
22041	E SLECK L C	01/18/1965	Active	55	1	1	0	0.00%	55	8	3			N	SC	7		
22042	ECHTERNACH	04/02/1965	Active	40	1	0	1	2.56%	39		3			N		5		
22043	ESCH SUR ALZETTE	12/16/1963	Active	54	1	1	0	0.00%	54	55	0			N		1		
42840	GRAND-DUCHE ARDENNES	06/30/1983	Active	46	4	1	3	6.98%	43	41	3			N		7		
22044	LUXEMBOURG	01/14/1953	Active	61	4	3	1	1.67%	60	34	3				M,VP,SC	5		
42443	LUXEMBOURG AAL LETZEBUERG	03/31/1983	Active	29	0	2	-2	-6.45%	29	7	0		2	N		5		\$7,166.47
31480	LUXEMBOURG AMITIE	12/08/1975	Active	66	3	5	-2	-2.94%	68	35	0			N	VP	1		
22045	LUXEMBOURG COUNTRY	12/10/1966	Active	39	5	1	4	11.43%	35	40	0			N		1		\$1,000.00
63353	LUXEMBOURG ERASMUS	06/26/2000	Active	25	1	0	1	4.17%	26		0				VP,SC	5		
50093	LUXEMBOURG EUROPE	01/16/1990	Active	26	0	3	-3	-10.34%	29	21	3			N	M,SC	6		\$13.94
51921	LUXEMBOURG FORT VAUBAN	07/19/1991	Active	41	1	2	-1	-2.38%	42	19	2			N	M,SC	5		
51436	LUXEMBOURG GEHAANSBIERG	03/19/1991	Active	33	2	2	0	0.00%	33	11	3			N	SC	2		
52756	LUXEMBOURG GLASBUREN	03/23/1992	Active	32	1	0	1	3.23%	31		3			N	M,SC	7		
22046	LUXEMBOURG INTERNATIONAL	03/28/1972	Active	42	4	1	3	7.69%	39	2	0			N	M,SC	4		\$50.00
22047	LUXEMBOURG MOSELLE	10/07/1964	Active	43	2	2	0	0.00%	41	24	1		None	N	P,T,M,SC	5		\$1,080.32
137206	Luxembourg Phoenix	01/25/2019	Cancelled(8*)	0	1	13	-12	-100.00%	13	7	4	1	None		P,S,T,M,VP SC	20	90+ Days	
42444	LUXEMBOURG ROUE LEIW	03/31/1983	Active	43	0	1	-1	-2.27%	43	41	0			N	SC	6		
58917	LUXEMBOURG SIGMA	12/11/1996	Active	25	0	0	0	0.00%	25		3			N	SC	4		
82973	LUXEMBOURG SIRIUS	10/20/2004	Active	19	0	0	0	0.00%	17		1		3	R	M,SC	0		\$1,000.00
105625	LUXEMBOURG TITANIUM	06/10/2009	Active	24	0	2	-2	-7.69%	25	9	3			N		2		
58479	LUXEMBOURG VIADUC	06/18/1996	Active	22	2	2	0	0.00%	21	1	2			N		2		



Club Health Assessment for District 113 through April 2025

			Status		Membership						Reports					Finance		LCIF		
Club Number	Club Name	Charter Date			Current Member Count	YTD Members Added	YTD Members Dropped	YTD Net Growth	YTD Net Growth%	Member Count 12 Months Ago	Avg. length of service for dropped members	Months Since Last MMR ***	Yrs. Since Last Officer Report	President Rotation	Vice President Reported ****	Months Since Last Activity Report ***	Account Balance	Donations for current Fiscal Year		
			Number of times on status quo within last two years		If below 15 members appears				If net loss is greater than 20% appears			If no report in 3 months appears in	When more than one year appears in	Number of repeat terms		Notes the officers that do not have an active	If no report at 12 months appears in red			
115191	LUXEMBOURG XENIUM	03/09/2012	Active		37	4	5	-1	-2.63%	36	8	3			N	5				
Exc Award (06/30/2018, 06/30/2023, 06/30/20																				
50157	MAMERANUS	02/02/1990	Active		45	2	0	2	4.65%	43		0			N	1				
63035	MONDORF-LES-BAINS	04/10/2000	Cancelled(8*)		0	0	11	-11	-100.00%	11	14	4	1	None	P,S,T,M,VP SC	N/R	90+ Days			
Current Total Clubs Count	YTD New Clubs Count	YTD Cancelled Clubs Count	YTD Net Club Gain	Current Total Members Count	YTD Add	YTD Drop	YTD Net Growth	YTD Net Growth %	Member Count 12 Months Ago	Average Member Count Per Club	% of Clubs with less than 20 members	% No MMR in 3 Months	% No Officer Report in 12 Months	% of Clubs with balance 90+ days	Number of Clubs in Status Quo	% Status Quo Clubs in Financial Suspension	Number of Cancelled Clubs	Average Cancelled Club Age	Members Lost Due to Cancellation	% of Clubs Cancelled for Non-Financial Reasons
23	0	2	-2	874	45	59	-14	-1.58%	858	38	4%	48%	0%	0%	0	0%	2	15	24	0%

* - P - Priority Club. Cancellation Reasons: 1-Objectives/conduct, 2-Non-active club, 5-Non-existing club, 6-Disbanding, 7-Merger, 8-Financial Suspension, 9-District/Multiple District Dues.
** - Abbreviation: P-President, S-Secretary, T-Treasurer, M-Member Chairperson, VP-First Vice President, MC-Communications Chairperson, SC-Service Chairperson
*** - Abbreviation: N/R - Never reported using the Lions Clubs website, N/A - Not applicable, No password registered for the Lions Clubs website.
**** - Abbreviation: N - New, IP - Immediate Past, R - Repeat.



Club Health Assessment for Ident 5795 - PRINCIPAT D'ANDORRA - UND through April 2025

			Status		Membership							Reports					Finance		LCIF	
Club Number	Club Name	Charter Date			Current Member Count	YTD Members Added	YTD Members Dropped	YTD Net Growth	YTD Net Growth%	Member Count 12 Months Ago	Avg. length of service for dropped members	Months Since Last MMR ***	Yrs. Since Last Officer Report	President Rotation	Vice President Reported ****	Months Since Last Activity Report ***	Account Balance	Donations for current Fiscal Year		
			Number of times on status quo within last two years		If below 15 members appears				If net loss is greater than 20% appears			If no report in 3 months appears in	When more than one year appears in	Number of repeat terms	Notes the officers that do not have an active	If no report at 12 months appears in red				
Clubs more than two years old																				
44697	ANDORRA DE VELLA	02/18/1985	Active(1)		31	0	0	0	0.00%	31		15		5	T,M,VP,SC	N/R				
Current Total Clubs Count	YTD New Clubs Count	YTD Cancelled Clubs Count	YTD Net Club Gain	Current Total Members Count	YTD Add	YTD Drop	YTD Net Growth	YTD Net Growth %	Member Count 12 Months Ago	Average Member Count Per Club	% of Clubs with less than 20 members	% No MMR in 3 Months	% No Officer Report in 12 Months	% of Clubs with balance 90+ days	Number of Clubs in Status Quo	% Status Quo Clubs in Financial Suspension	Number of Cancelled Clubs	Average Cancelled Club Age	Members Lost Due to Cancellation	% of Clubs Cancelled for Non-Financial Reasons
1	0	0	0	31	0	0	0	0.00%	31	31	0%	100%	0%	0%	0	0%	0	0	0	0%

* - P - Priority Club. Cancellation Reasons: 1-Objectives/conduct, 2-Non-active club, 5-Non-existing club, 6-Disbanding, 7-Merger, 8-Financial Suspension, 9-District/Multiple District Dues.
** - Abbreviation: P-President, S-Secretary, T-Treasurer, M-Member Chairperson, VP-First Vice President, MC-Communications Chairperson, SC-Service Chairperson
*** - Abbreviation: N/R - Never reported using the Lions Clubs website, N/A - Not applicable, No password registered for the Lions Clubs website.
**** - Abbreviation: N - New, IP - Immediate Past, R - Repeat.



Club Health Assessment for Ident 5867 - PRIN OF MONACO - UND through April 2025

			Status							Membership					Reports					Finance		LCIF
Club Number	Club Name	Charter Date		Current Member Count	YTD Members Added	YTD Members Dropped	YTD Net Growth	YTD Net Growth%	Member Count 12 Months Ago	Avg. length of service for dropped members	Months Since Last MMR ***	Yrs. Since Last Officer Report	President Rotation	Vice President Reported ****	Months Since Last Activity Report ***	Account Balance	Donations for current Fiscal Year					
			Number of times on status quo within last two years	If below 15 members appears				If net loss is greater than 20% appears			If no report in 3 months appears in	When more than one year appears in	Number of repeat terms	Notes the officers that do not have an active	If no report at 12 months appears in red							
Clubs more than two years old																						
27952	Monaco	05/24/1961	Active(1)	34	10	11	-1	-2.86%	35	25	0			N	M,SC	N/R						
Current Total Clubs Count	YTD New Clubs Count	YTD Cancelled Clubs Count	YTD Net Club Gain	Current Total Members Count	YTD Add	YTD Drop	YTD Net Growth	YTD Net Growth %	Member Count 12 Months Ago	Average Member Count Per Club	% of Clubs with less than 20 members	% No MMR in 3 Months	% No Officer Report in 12 Months	% of Clubs with balance 90+ days	Number of Clubs in Status Quo	% Status Quo Clubs in Financial Suspension	Number of Cancelled Clubs	Average Cancelled Club Age	Members Lost Due to Cancellation	% of Clubs Cancelled for Non-Financial Reasons		
1	0	0	0	34	10	11	-1	-2.86%	35	34	0%	0%	0%	0%	0	0%	0	0	0	0%		

* - P - Priority Club. Cancellation Reasons: 1-Objectives/conduct, 2-Non-active club, 5-Non-existing club, 6-Disbanding, 7-Merger, 8-Financial Suspension, 9-District/Multiple District Dues.

** - Abbreviation: P-President, S-Secretary, T-Treasurer, M-Member Chairperson, VP-First Vice President, MC-Communications Chairperson, SC-Service Chairperson

*** - Abbreviation: N/R - Never reported using the Lions Clubs website, N/A - Not applicable, No password registered for the Lions Clubs website.

**** - Abbreviation: N - New, IP - Immediate Past, R - Repeat.